


# BRIDES & Grooms

FEBRUARY 2025



**A SPECIAL SUPPLEMENT TO THE  
WARREN COUNTY RECORD,  
MONTGOMERY STANDARD AND MEXICO LEDGER**

UNFORGETTABLE  
*Weddings!*  
Multiple Picturesque Venues.  
One Great Location.



  
**Innsbrook**



# *A Moment of Grace* Florist & Gifts

**Winner of *the knot* "Best of Weddings"**

**Let us Help Create  
Your Special Day  
Flowers**

*Call for a free  
Bridal Consultation*

- **Creative Designs**
- **Reasonable Prices**
- **Friendly Staff**



**Event DELIVERY in Warrenton, MO & Surrounding Counties**



# Questions to Ask Your Florist

Your florist is responsible for the blooms that are so important to making your wedding day perfect.

Those posies can cost a pretty penny too, so you need to make sure you and your floral professional are on the same page. Here are some questions The Knot suggests you ask your florist.

## HOW LONG HAVE YOU BEEN A FLORAL DESIGNER?

Ask your florist about their years of experience. What kinds of weddings have they participated in? Do they have photos? Can you talk to the brides?

## DO YOU EMPLOY SUSTAINABILITY PRACTICES IN YOUR BUSINESS?

More and more couples are insisting on greener ceremonies. Florists, with their use of plants, water and other goods, need to use green practices. Talk to your floral professional about sourcing the blooms for your wedding and make sure they use responsible vendors.

## WHAT FLOWERS DO YOU RECOMMEND FOR OUR WEDDING?

Ask florists what flowers you can use to maximize your budget and your style. Because florists have seen many weddings, they can recommend flowers to dazzle your guests and complementary decor.

## HOW DO YOU SUGGEST WE MAXIMIZE OUR BUDGET?

Floral arrangements and bouquets are going to be a big line item in your wedding budget. Make sure you can cover everything you need by asking your florist for seasonal blooms or other ways you can make the most of the money you have.

## WHAT'S NOT INCLUDED IN YOUR PRICING?

Not only should you make sure you are crystal clear on the pricing, you need to know what's not included. Ask about any common service that there may be an extra charge for and make sure you factor that into your accounting. Some florists might charge extra for design, delivery, setup or delivery.

## WHAT IS YOUR COMMUNICATION STYLE?

You and your florist will need to be in conversation in the days leading up to your wedding. Avoid any problems by making sure your communication styles sync. Ask whether your florist prefers calls, texts or emails, and ensure that it works for you as well.

## WHAT ARE THE DAY-OF LOGISTICS?

Know what your florist may need from your venue or any other vendors that you're working with. Ask when the flowers are arriving and whether the florist will need help unloading or setting anything up.





## JONESBURG PARTY CENTER

Great venue for Bridal Showers, Rehearsal Dinners , Small/Micro Weddings, and Vow Renewals!

**The Possibilities Are Endless!**



125 W. Boonslick  
Jonesburg, MO 63351  
**636-488-5644**  
Email: [Afry@huntermodular.com](mailto:Afry@huntermodular.com)



# Reception Trends to Watch

Wedding receptions are a once-in-a-lifetime party.

You'll be more likely to look back at yours with fondness if you choose classic themes and avoid fly-by-night fads. Here, though, are some trends growing popular for wedding receptions.

## **SPLIT DECISION**

More couples are going with a ceremony on one day and the party on another. That way vendors, friends, family and the couple themselves can give each event their full attention. Of course, there may be more in travel charges, but you may save on venue rental by not having to reserve each space for as long.

## **IMMERSIVE EXPERIENCES**

Wow your guests with experiences at the reception such as drone performances, fireworks and shows. Live music is a great idea, but turn it into a vibrant concert rather than just an afterthought.

## **TO-GO BOXES**

Make wedding cakes or other sweet stuff grab-and-go so guests can focus on dancing and having fun. Plus, it gives them a late-night snack.

## **LIVE STREAMING**

Ask your photographer or videographer to live stream the ceremony and the party so that people who can't be there in person can still share in the love. Have them record any comments so the couple can read them later.

## **DIGITAL GUEST BOOKS**

Skip the old-fashioned paper book for a digital guest book that will give the happy couple a lasting, immersive experience. Allow guests to share photos, videos, audio messages and more.

## **SUSTAINABILITY**

Look for greener options for your reception, such as recycled or recycling friendly dinnerware, favors that use less plastic and food and florals that come from close to home.

## **NON-FORMAL MENUS**

Go for a more personal menu rather than sticking with a menu that's more formal but more generic. Use family recipes (and share them!) or pick a dish from a favorite dinner date.

## **SMOKE MINES**

Go viral with TikTok craze smoke mines to express the sheer joy of being married. Colorful clouds of smoke can be seen in the daylight, unlike fireworks, and have the same wow factor.



## **ICE SCULPTURES**

What's old is new again, and that means ice sculptures, obviously. Wedding ice sculptures can do dual duty as a shot luge or dessert display to make it an interactive experience for your guests.

*The perfect  
Honeymoon is yours  
when you plan your  
trip with us!*

Time To Travel offers friendly, experienced staff, bridal registry, and destination consulting! Let us help plan your personalized destination wedding or honeymoon!

**910 W. 14th St. Suite, 240, Washington, MO**  
**636-239-3040 • 800-474-4545**  
**[www.time-to-travel.com](http://www.time-to-travel.com)**

Hours: Monday-Friday 9:00am-6:00pm • Sat: By Appointment Only



# Making a Great Toast

Toasting at a wedding gives you a chance to leave a lasting impression — or to stumble embarrassingly. Here are the essential elements for delivering the very best toast.

## LONG TRADITION

Throughout history, individuals have been raising their glasses in celebration. This long-standing tradition can make it challenging to make a memorable impression when tasked with giving a speech as best man or maid of honor. Some people become anxious and stumble over their words, while others may unintentionally say something inappropriate. Remember, you were chosen for this role because of the influence you've had on their lives. Take comfort in knowing that you are surrounded by supportive friends.

## STAY CLASSY

This toast will be delivered in front of the most significant individuals in this couple's lives, among them elderly family members, lifelong friends and colleagues. The purpose is to provide words of support as they embark on their journey into married life. Make sure your toast lands properly by refraining from inappropriate remarks or jokes, as well as any form of bad language. If alcohol is being served at the reception, it is crucial to be mindful of your intake. Over-imbibing can lower inhibitions, potentially leading to unintended slip-ups in speech.

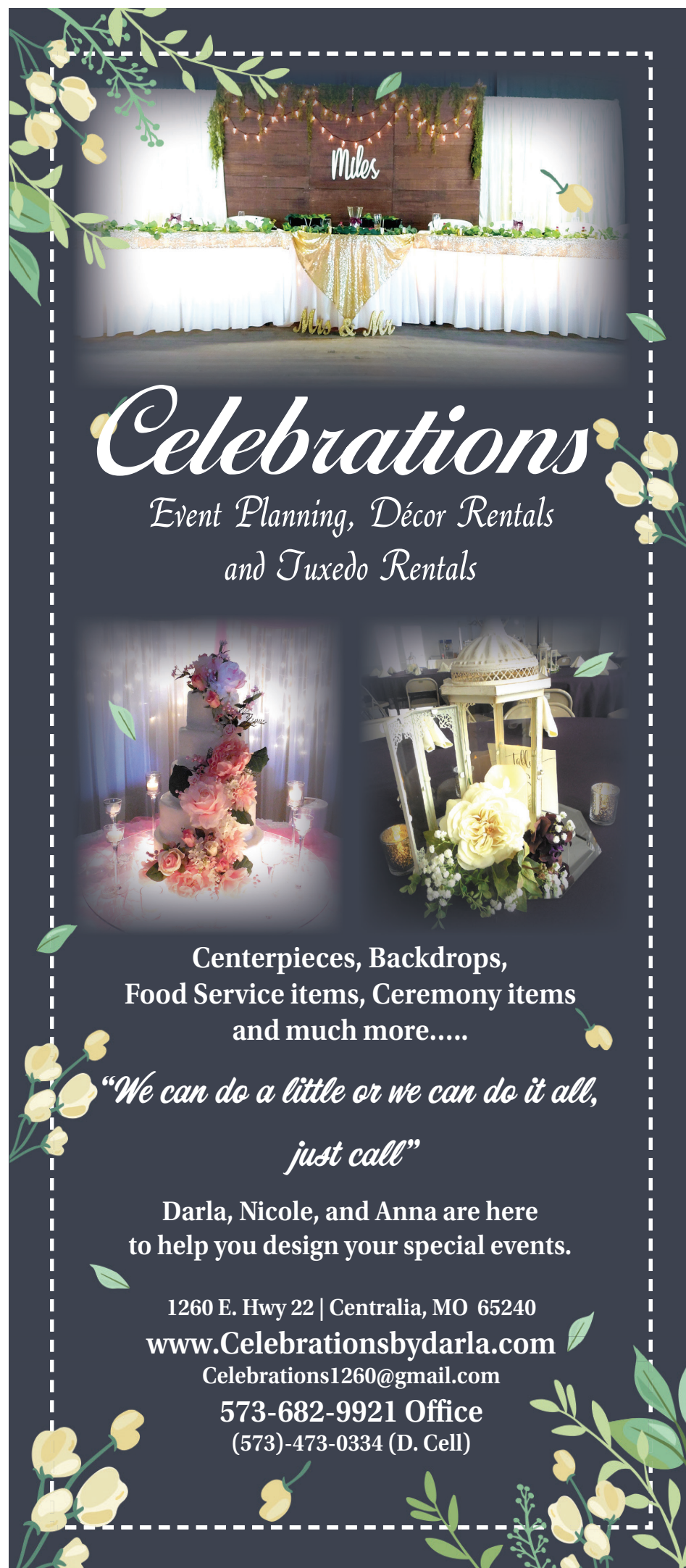
## KEEP IT SHORT

Inquire about the time allocated for toasts. You don't want to embarrass yourself or the newlyweds when delivering this brief speech. The couple may still have a busy schedule ahead of them, including traditional events like the father/daughter dance. If left to your own discretion, aim for a duration of three to five minutes. Going beyond this time frame may result in losing everyone's attention. At the same time, a shorter speech might convey a lack of effort or preparation.

## KEEP IT SWEET

Humor has the power to break the ice and create a joyful atmosphere during special events. Still, it is important to be selective about the topics you choose to discuss in a toast. The most memorable speeches are those that strike a balance between humor and heartfelt personal stories, evoking both laughter and tears.

Steer clear of embarrassing tales, especially those related to past relationships. This forward-looking occasion is simply not suitable for revisiting those memories.



*Celebrations*  
Event Planning, Décor Rentals  
and Tuxedo Rentals

Centerpieces, Backdrops,  
Food Service items, Ceremony items  
and much more.....

*"We can do a little or we can do it all,  
just call"*

Darla, Nicole, and Anna are here  
to help you design your special events.

1260 E. Hwy 22 | Centralia, MO 65240  
[www.Celebrationsbydarla.com](http://www.Celebrationsbydarla.com)  
Celebrations1260@gmail.com  
573-682-9921 Office  
(573)-473-0334 (D. Cell)



# Bridal Etiquette to Know

Social media is filled with tales of bridezillas gone wild. That doesn't have to be you. Stay calm and remember your wedding is a celebration.

Follow these simple rules of etiquette.

## CONSIDER THE MEMBERS OF YOUR WEDDING PARTY

Particularly when it comes to the attire, keep the comfort of your wedding party in mind. If you allow them to choose their own outfits, keep your suggestions and comments kind and remember most of the eyes will be on the happy couple.

Also remember to properly thank the officiant and offer an appropriate fee in a sealed envelope along with a handwritten note of thanks from you and your spouse.

## INVITATIONS

Allow plenty of time to address, assemble and mail your invitations. Try to develop a system to make sure each invitation gets sent on time, and don't be afraid to ask friends and family to help. Include registry information and any other appropriate inserts, such as maps or directions or hotel information.

If you don't want children to attend, do not put "no children" or "adults only." Instead, address it to who is invited. An invitation sent to Mr. and Mrs. Jones includes only Mr. and Mrs. Jones, not their children. If children are welcomed, they'll be mentioned individually or the Jones family would be the addressee.

## GIFTS

There are a lot of rules surrounding wedding gifts. The late Emily Post, an etiquette expert, says the prohibition against asking people not to bring gifts in fact puts an emphasis on gifts. Remember that friends and family who have attended a first wedding and given a gift are under no obligation to give another wedding gift to the same person, even if the new marriage is to a different person.

Instead of including the disclaimer on the invitations, Post says to take care of such a request personally. It should come from the couple or close friends and family.

## SEND THANK YOUS

Weddings are one of the biggest events in someone's life. Don't forget to thank the people who supported you with their presence or their gifts. Emily Post says the couple should personalize thank-you notes and reference both the gift and the giver. Be enthusiastic, but don't gush.

## WHEN IT COMES TO GUESTS

If guests RSVP with children written in, have the wedding host call and explain if children are not invited. Post advises to stay strong, but be clear. Making exceptions isn't fair to other guests who found childcare for the duration of the event.



## Wedding Wishlist

Bridal, Prom and Alteration Shop

1000 Warrenton Shoppes, Suite 3



Wedding Gowns, Gifts,  
Dresses, Décor, Accessories,  
Invitations, Favors, Supplies  
and So Much More...

Homecoming, Prom, Mens &  
Other Special Occasion Wear  
Too!

314-831-3422

[www.yourweddingwishlist.com](http://www.yourweddingwishlist.com)



# Keepsakes to Save

Your wedding day is one you should remember forever, but between the jitters, the adrenaline and everything else going on, it could well be just a blur. Keep that from happening by making sure to save these keepsakes.

## GRAB A KEEPSAKE BOX

Grab a box that's sure to be large enough to hold everything you want to keep and pick one that is sturdy enough to handle moves, remodeling and, hopefully, decades of love. Consider having it engraved with the date or initials or both.

## WHAT TO PUT IN IT

Now you need to fill it up. Choose items that will remind you of your special day, that you can pull out and go through together in years to come.

- **Vows:** Make or buy personalized vow booklets and write your own vows in them. Or consider having a calligrapher write them for you.
- **Flowers:** Preserve your bouquet or part of your bouquet, depending on what you have room for. The whole bouquet can be professionally preserved in a shadow box or glass dome — talk to your florist about where you can get this done.
- **Attire:** Preserve part of your wedding gown, the groom's bowtie or pocket square, the bride's shoes or jewelry and more. Make sure the shadowbox or other container is acid-free and consider adding silica desiccant packets to control humidity.
- **Invitation:** Keep a wedding invitation and frame it to hang in your new home or add to the box. Consider adding any ribbons from the ceremony, printed napkins or other personalized decor.

## WRITE A LOVE LETTER

Write love letters to each other the night before the wedding and put them in the box. Open them and read them after the ceremony, or even on a subsequent anniversary. Loss for words? Write about your excitement for your wedding day, your hopes and dreams and goals. Include a wedding venue blueprint, map or illustration.

## ADD LOCAL FLAVOR

Pick a bottle of wine or liquor from the city in which you got married, or choose another local treat such as candy, honey or coffee. Even if you plan to live in that city forever, life can take funny turns and this way, you'll have something to remember it by.



## *Rings for that Special Someone or Special Occasion!*




## *Tuxedo Rentals*

  
*Melody's  
Quality Jewelry*

103 S. Washington Street • Mexico, MO

**573-581-7725**

 /Melodys-Quality-Jewelry



# Finding the Perfect Venue

The wedding venue is the backdrop for your dream day.

It should reflect who you are as a couple and it should be able to comfortably host the wedding of your dreams. No matter where you're getting married, the perfect venue is out there.

## WHERE TO FIND IT

Wedding website The Knot has a database of venues that you can search by category (reception venues, hotels, rehearsal dinners) or by name, and of course, by location. You can filter the results by price, capacity, outdoor space and more. Other websites, such as Wedding Pro, Wedding Wire and more have similar databases. Search as many as you can to find the perfect place to exchange your vows.

## WHEN TO BOOK IT

Ideally, you should book the wedding venue 12-18 months out.

It's one of the first steps you should take after getting engaged because the venue controls so much else about your ceremony.

Online research is great, but you should also visit the venue in person. If you are using a wedding planner, have them come with you and look over the contract to make sure the venue can really accommodate the type of wedding you have in mind.

## BUDGET

The venue will take up a sizable portion of your budget. Know your bottom line before you sign anything. Nothing is more disappointing than finding the venue of your dreams and then learning you can't afford it. If your finding the budget is a hardship, consider looking at locations in the off-season when there's less demand and prices may be lower.

## CAPACITY

Have a rough idea of your guest list before you start visiting venues. Each venue will have a maximum capacity and it's up to you to make sure you don't surpass that. Finalize that list before you secure a venue.

## HAVE A BACKUP

Just in case, pick a venue and a backup venue, especially if you're planning on an outdoor wedding that is subject to Mother Nature.

When booking a venue, ask whether they have an alternate space and make sure you can visualize your ceremony there, too.



**Planning an outdoor wedding? Looking for a place to host a family gathering? We have you covered!**

*Papa's property has 40 acres of beautiful open landscape with a large lake located right off of the "back roads".*



30679 Highway M  
Middletown, MO 63359

**314-971-5886**

Call or Text

[www.stayatpapascabin.com](http://www.stayatpapascabin.com)





# The Ballroom

at Homestead Hearth

105 North Coal Street  
Mexico, MO 65265

**573-473-7709**

[homesteadhearthballroom.com](http://homesteadhearthballroom.com)



## Make your day to remember perfect with a gorgeous and spacious wedding venue at The Ballroom at Homestead Hearth

The stunning space at The Ballroom at Homestead Hearth is adaptable to fit your wedding theme. From the ceremony to the reception – and everything in-between, our dedicated team is here to help you make your wedding a day you'll never forget. Plus, with a range of amenities, you can rest assured that we've got you covered from start to finish.

### Amenities included:

- Climate Control
- 190 person capacity
- Tables and Chairs
- State-of-the-art Audio Equipment
- Catering provided by Pig Up & Go (additional cost)
- Bar Service (additional cost)



From small gatherings to large celebrations, Pig Up & Go Catering is the perfect fit for any occasion! See our website at [pigupandgo.com](http://pigupandgo.com) for a catering menu. If you don't see exactly what you want on that menu we are happy to work with you to create a custom menu that fits your event.



1659 S. Elmwood • Mexico, MO

**(573) 581-3838**

[www.pigupandgo.com](http://www.pigupandgo.com)

Email: [pigupcontact@gmail.com](mailto:pigupcontact@gmail.com)

**WATCH FACEBOOK FOR DAILY SPECIALS**

Open Monday - Friday 11:00 a.m. - 8:00 p.m.





# Top Honeymoon Destinations Around the World

After all the planning and stress of a wedding, many newlyweds look forward to celebrating their union by taking the trip of a lifetime. With the honeymoon destination options nearly unlimited, however, choosing where to go on your post-wedding getaway can be more stressful than proposing or choosing the right venue to say “I do.”

To help newlyweds make the most of their first trip as a married couple, consider this guide to some of the most lavish honeymoon destinations across the globe.

## Explore the Romance of the Maldives

Known for its stunning white sand beaches, crystal clear turquoise waters and luxurious resorts, the Maldives is a tropical paradise located in the Indian Ocean. A perfect destination for couples looking for a romantic, lavish honeymoon experience, the Maldives offers a range of romantic activities for couples including sunset cruises, candlelit dinners on the beach, spa treatments and luxurious accommodations in private villas built on stilts above the ocean with direct access to breathtaking views, snorkeling and diving.

## Adventure and Opulence in South Africa

From thrilling safaris to world-class vineyards, South Africa offers a variety of experiences for couples looking for a unique honeymoon experience. On safari, you can spot lions, elephants, buffalo, leopards and rhinos in their natural habitats and witness the beauty of African wildlife up close and personal. After an exhilarating adventure, you can unwind at one of the luxurious lodges or tented camps before visiting the picturesque vineyards of the Cape Wine-lands, where you can enjoy some of the finest wines and gourmet dining in the world.

## Cultural Riches and Exquisite Comforts in Italy

Rich in culture, history and exquisite comforts, Italy is a perfect honeymoon destination for couples who want to combine luxury and exploration. From the rolling hills of Tuscany — where you can indulge in wine tasting, visit medieval towns or take a cooking class to learn how to make authentic Italian dishes — to the picturesque Amalfi Coast, with its colorful cliffside villages, crystal clear waters and luxurious resorts, the country offers a diverse range of experiences. Plus, visiting iconic landmarks such as the Colosseum, Vatican City and the Grand Canal allows couples to immerse them-

selves in the rich history and art of the charming cities of Rome, Florence and Venice.

## Indulge in French Polynesia

A tropical paradise made up of 118 islands and atolls, French Polynesia is known for its overwater bungalows and azure waters. These luxurious accommodations are built on stilts above the lagoon, offering direct access to the crystal-clear waters. With the South Pacific’s vibrant marine life and coral reefs, you can go on a snorkeling or diving adventure to explore the underwater world or take a boat or kayak tour to discover hidden lagoons and remote islands.

## Private Island Seclusion in the Caribbean

If you seek ultimate seclusion and relaxation, the pristine beaches, turquoise waters and luxurious resorts of the Caribbean make for a romantic and intimate honeymoon experience. One of the highlights of the Caribbean is the privacy and exclusivity of staying on a private island. In addition to the private accommodations, couples can go snorkeling or diving to explore the vibrant coral reefs, take a sunset cruise or indulge in delicious Caribbean cuisine. (Family Features)





# Menu Ideas for the Big Day

Love isn't just in the air at a wedding, it should also be on the plate.

Get away from generic menus and go with food you love to create a memorable meal on an even more memorable day.

## START WITH THE CONTRACTS

Before setting the menu, check the regulations for your chosen venue. There may be in-house catering services you must use or a list of preferred vendors you need to choose from. If you do choose another caterer, you may also have to pay an additional fee, and that should be included in your budget.

## CONSIDER THE VIBE

Think about what type of food you want to serve and whether it matches the style of the ceremony you have in mind. There's plenty of room to bend the rules, but bear in mind dietary restrictions, cultural requirements and the abilities of your vendors. Look for caterers that have prior experience with the type of menu you have in mind.

## MAP OUT A BUDGET

Set a budget and stick to it. Talk to vendors and be honest about your resources and rely on their expertise to maximize what you can afford. Ask your catering team for ideas that match your ceremony's style and your personality.

Traditionally, a plated wedding menu will start with appetizers, then move to a salad course, entrée and wedding cakes and desserts. A buffet menu also starts with appetizers, then includes salads, sides, proteins and, lastly, wedding cake and desserts.

## STATIONS

Serving foods that lend themselves to it, such as appetizers and desserts, at serve-yourself stations is a fashionable idea that also gives guests some control over their own dish. Think things like a coffee bar, an ice cream station or crostini bar.

## DON'T FORGET THE DRINKS

Ask your caterer about what kind of drinks they make available. If local laws and your venue allows, you may need a separate vendor (and budget) for alcohol. Budget allowing, ask your bartenders to come up with a signature cocktail for your wedding.

## TAKEOUT

Think about having to-go or takeout boxes for your guests to take desserts, cake or even whole entrees with them. This will encourage them to enjoy the party and the dance floor while they can and have a snack to enjoy when they get home or back to their hotel room.



## Montgomery Florist

*Celebrating 25 years!*

**A small town florist, family owned for 25 years!**

We excel in customer service.  
We do everything flowers!  
Weddings, sympathy design's,  
ALL of life's celebrations.

***Nothing we won't try to help  
make your life event memorable.***

**Freda L. Boone-Wright**

*Wedding Consultant & Officiant*

107 W. 2nd St. • Montgomery City, MO 63361

**573-220-7888**

**573-564-2235**

Email: fredaw317@gmail.com

 @MontgomeryFlorist





# Be Sure to Show Appreciation

Weddings involve a lot of vendors and a lot of service staff. In the U.S., those staff typically receive a tip for exemplary service.

Here's a handy guide for who and what you should tip to keep at your side as you budget.

## PHOTOGRAPHER AND/OR VIDEOGRAPHER

Tip the main photographer and videographer 5-15% of the contract cost, or \$50-\$200 per team member. Give the team lead a sealed envelope with the tip and a handwritten thank-you note at the end of the reception.

## WEDDING DJ

Tip the DJ \$50-\$100 in a sealed envelope at the end of the reception. The same goes for a live band and any sound technicians. Tip these folks \$25-\$50 per band member or technician. Ask an attendant or the wedding planner to tip the musical staff at the end of the reception. They may give a lump sum to the bandleader or individual envelopes can be handed out to each person.

## WEDDING PLANNER

Tip the wedding planner 15-20% of their total fee or send them a nice gift. Present it in a sealed envelope with a thank-you note at the end of the reception. Gifts should be sent right after the honeymoon.

## HAIR AND MAKEUP

Tip beauty professionals 15-25% of the total bill, just like you would in a salon. You might consider tipping more for any emergency situations. Hand the tip out at the end of your service.

## WEDDING DELIVERY AND SETUP

Set aside gratuities for any staff delivering and setting up things for the ceremony. Think of the team setting up the sound system, tents, or tables and chairs. Tip them \$10-\$50 per person and work with the catering manager or venue coordinator to make sure everyone is included. This tip should be dropped off the day before so the person accepting deliveries can distribute the tips accordingly.

## ALTERATIONS AND TAILORING

Tip the team who alters your dream dress if they do excellent work. Tip your tailor \$20-\$30, more if extensive work was required. Hand it to them in a sealed envelope at your final fitting.

## CATERING

Bartenders, waitstaff and other members of the catering team sometimes have a gratuity built into the contract. If it's not, or if you want to include more, 15-20% of the food and drink fee is traditional, along with \$200-\$300 for the maître d'. Have an attendant or family member give the envelope to the maître d' at the end of the reception, after the final bill is presented.

## You had me at "NEW TRUCK"

Fall in love with a new car or truck at Gastorf Chevrolet!

*We want to give you the most enjoyable and easy car buying experience you have ever had so that we can provide all of your automotive needs for years to come!*



# GASTORF

1490 East Veterans Memorial Parkway  
Truesdale

**636-235-0574**



Together  
let's drive™

**WWW.GASTORF.COM**



# Dress Shop Like a Pro

It's likely the most memorable garment you'll ever wear. Yet there's no handy manual on how to pick a wedding dress. Here are a few typical mistakes to avoid:

## DON'T RUSH TO DECIDE

There are many factors to consider when shopping for your summer wedding dress, including shape, cut, fabric and size. The process can feel overwhelming, but it's important not to rush through things. Avoid settling on a specific style or color too quickly. Look beyond your initial online searches and the first fitting. Turn to Instagram and Pinterest to explore new gown ideas. Visit designers, blogs, dress stores and bridal salons to see how these garments look on real people. Keep in mind that the perfect dress may not be one of the first ones you try on. Stay aware and patient.

## DON'T BUY TOO EARLY

It can be tempting to make a purchase right after getting engaged — especially when you consider the time that it takes to complete a gown, which can range from 4 to 10 months. But it's important not to order your wedding dress too early. This is a significant investment, to the tune of hundreds (or even thousands) of dollars. So, wait until you are fully prepared, both personally and financially. Buying too early may also result in missing out on a dress that better suits your budget and style. Instead, keep an eye out for sales, as the savings can be used for other aspects of your special day.

## DON'T OVERTHINK IT

As the wedding day approaches, every bride wants to have the support of friends and family around her. While moms offer valuable insights and gal pals provide emotional support, it is crucial to narrow down the group to a few trusted confidants — especially when it comes to choosing a dress. Avoid extensive group discussions and do your best not to hear only what you want to hear. Make sure to check the guest limit at bridal salons in advance, since many only allow a handful of guests, including the bride. With this smaller circle, your mother or a trusted bridesmaid can help ensure a relaxed experience while providing thoughtful advice.



## Mexico *Elks* Lodge 919

1705 Christopher Dr. • Mexico, Missouri



Our rental hall is 2400 sq. ft. Rental price includes tables and chairs. We can seat up to 300 guest. We also have the option of having event outside on the grounds.

We offer free Wi-Fi, 95" Smart TV, and sound system.

We have spaces for wedding party to get ready.

Full-service catering and bar options.

Convenient parking including Handicap parking.

**573-473-8345**

**BRIDES**  
& Grooms

**On the cover**

Brides & Grooms is a free annual publication published by Westplex Media Group, publisher of The Warren County Record, Montgomery Standard and Mexico Ledger.

For advertising inquiries, call 636-456-6397, 573-564-2339 or 573-581-1111.

Pictured on the front cover are newlyweds Riley and Madeline (Mo) Martin, photo courtesy of Tracy Wallin Photography; and Jack and Zoe Simon, photo courtesy of Miranda Boland Photography.



# A New Era for Registries

With so many people living together, less is now more.

In years past, it was customary for couples to have multiple registries before getting married — but times have changed. Nowadays, more couples are choosing to live together and have their own households before tying the knot. As a result, the problem they face is not a lack of items but rather too many.

Newlyweds may also reside in smaller spaces compared to couples in the past, and they simply do not require many traditional registry items — in particular extensive sets of fine china or silverware. Environmentally conscious couples may also choose to forgo a registry altogether to reduce waste and keep items out of landfills. Regardless of their individual motivations, more couples are deciding that traditional registries aren't always necessary.

## CHARITY DONATIONS

One trendy option is to request that your guests donate to a charitable organization. You can give them the freedom to select a charity that they personally endorse, or you can suggest a few options that hold significance for you. Try not to limit yourself to just one charity, however, since your guests might have their own favorite nonprofit. Allowing friends and family to choose where the donation goes can give them a feeling of empowerment.

## HONEYMOON FUND

Some engaged couples are deciding to establish a honeymoon fund where guests can contribute money. Numerous websites are available to assist in setting it all up. You may also choose to finance the honeymoon yourselves and request guests to gift you with experiences during your trip, such as a wildlife excursion or a dinner at a restaurant.

## NO REGISTRY

To avoid receiving any gifts, ask parents and members of the bridal party to inform everyone that gifts are not necessary. It is important to include this message in all wedding stationery and communications. Be advised, however, that some guests may bring gifts, anyway. So go ahead and order thank you cards to express your gratitude.

## COLD HARD CASH

Other couples may opt for monetary gifts instead — and that's become perfectly acceptable. Provide a brief about what you're saving for, whether it's a new house or to start a family, so that guests can feel like they're a part of your journey. As with honeymoon registries, there are now online platforms available to guide you in creating a cash registry.

## History and Beauty in the Heart of Mexico

**Audrain County Historical Society's Complex  
is the Perfect Wedding Venue**



### Rental of Graceland Mansion:

The mansion can accommodate up to 140 people. Includes use of the meeting room and kitchen. Alcoholic beverages are permitted. Live music is allowed at the discretion of the Museum Director.



### Country Church Rental:

This fully restored 1889 structure makes for a beautiful backdrop for any wedding ceremony, conveniently located directly behind the courtyard. The church seats 140 guests. Includes use of church for rehearsal, use of meeting room for dressing on day of wedding & restrooms.



### Courtyard, Gazebo & Grounds:

The beautifully landscaped courtyard makes the perfect setting for outdoor weddings, family reunions and business gatherings. Rental includes use of meeting room and restrooms. Museum can provide information for tent and chair rental. Gazebo & grounds includes use of meeting room and restrooms.

*Audrain County Historical Society*

501 S. Muldrow • Mexico, MO 65265

**573-581-3910**

[www.audrain.org](http://www.audrain.org)



# Managing Out-of-Towners

Your wedding guests are likely more scattered than ever.

Wedding guests used to live nearby. Nowadays, however, couples should anticipate that many of their guests (if not all) will be traveling from out of town. Given the effort and expense involved, couples often feel compelled to provide special assistance for friends and family. Here's how to smooth the way for your wedding's out-of-town guests:

## ACCOMMODATIONS AND TRAVEL

You are not obligated to arrange a hotel block or coordinate travel plans for your guests. But they'll likely welcome local recommendations. Compile a list of hotels or alternative lodging options close to your wedding location, as well as your top restaurant picks, cafes and coffee shops. Share any insights you have about the local airport to assist with travel logistics, including long security lines or limited parking. Offer choices that cater to various budgets. For instance, you might mention other nearby airports for guests to consider, if they can fly more cheaply.

## TRANSPORTATION

Inform your guests in advance if it would be more convenient for them to rent a car. It might be helpful to assist relatives and guests in



coordinating carpools or to offer tips on making arrangements for transportation to and from the airport and other event locations. This is particularly important if you have guests who do not drive. Hotels might be willing to offer a shuttle or bus service for your gathering, especially if you have already booked a block of rooms.

## ENTERTAINMENT

It's not necessary to plan every moment of the journey, but pre-ceremony gatherings and suggestions for fun activities will keep your guests in high spirits. Consider hosting a welcoming celebration before the more intimate rehearsal dinner, or perhaps a cocktail hour or even a pizza party to express your gratitude.

## HELPFUL SCHEDULE

Provide out-of-town guests with a complete wedding schedule, and make it available both in print and online for easy access while everyone is on the move. Consider packaging the schedule in a creative gift basket that showcases local restaurants and shops (hotel staff may be able to help place the baskets in guest-rooms). Help everyone make the most of their free time by making other suggestions for activities that suit various age groups and budgets.

## GET MARRIED WITH US.



Looking for the perfect place for a small, intimate, church wedding? Harmonie is the place for you! We are small, seating only 110 of your closest friends and family but large on charm and atmosphere.

**Love & Harmony.**

Contact Linde Flanders [lindeflanders@att.net](mailto:lindeflanders@att.net)

**HARMONIE CHURCH**

24924 S. Stracks Church Road - Wright City, MO 63390



# A Revolution in Rings


Wedding rings have been exchanged for millennia, but that doesn't mean they haven't evolved.

Contemporary rings have taken on a more futuristic look when compared to the conventional gold and silver bands. The hottest new trend is silicone rings, and they're particularly suited to individuals leading active lifestyles:

## WHY THEY'RE HOT

Silicone bands are very light, and they stretch, bend and break away. That's very beneficial if you work in a field that's hazardous to your fingers. They're also preferred by those who play sports, work out or maybe just have fingers that tend to swell. Unlike traditional metal bands, silicone rings also come in an impressive array of colors and finishes. You can even purchase iridescent versions. They can be specially engraved, and come in different widths, patterns and textures.

Some are meant to be stackable, and they come with different edges for your comfort. Several companies also offer limited edition designs by artists who work to create a once-in-a-lifetime purchase. This may also be a good option if you have an expensive or heirloom wedding set that you don't want to wear at all times. You can have the permanent, traditional set, and then a silicone ring for everyday wear.



## WHAT DO THEY COST?

Silicone bands offer a more affordable alternative to bands crafted from precious metals, with prices starting at around \$20. Any additional customization options like engraving or intricate finishes will naturally come with extra charges. For those who tend to misplace jewelry, these bands can provide a cost-effective solution.

## WHERE TO BUY?

They're often found at local sporting goods and outdoors stores. As the trend has taken hold, some jewelers have also started carrying silicone bands as an option for their customers. That's led to an array of exciting new options.

## OTHER CONSIDERATIONS

Allergic reactions can occur with any type of ring, including this one.

Find out if you have an allergy to silicone before you buy. It's also important to ensure that the ring fits properly, as a tight-fitting ring can cause discomfort. Because of the ring's unique construction, it is important to exercise caution when handling chemicals. Closely follow cleaning instructions provided by the manufacturer.

NOTHING *bundt* CAKES®

## AND THEY ATE CAKE *Happily Ever After*

### St. Louis-Chesterfield

159 Lamp and Lantern Village  
Chesterfield, MO 63017  
(636) 220-6087

### St Louis-Brentwood

9040 Manchester Rd  
St Louis, MO 63144  
(314) 942-3535

### St. Peters

6123 Mid Rivers Mall Blvd  
St Peters, MO 63304  
(314) 492-2325

### Columbia

2900 Trimble Road, Ste 103  
Columbia, MO 65201  
(573) 615-7500

### Wentzville

1600 Wentzville Pkwy, Ste 109  
Wentzville, MO 63385  
(636) 466-8006

### Fairview Heights

5915 N Illinois St  
Fairview Heights, IL 62208  
(618) 416-8002

### Edwardsville

6151 Trace Parkway Dr, Ste C  
Edwardsville, IL 62025  
(618) 221-4931

NothingBundtCakes.com





# Before Your Beach Wedding

There's no experience like standing barefoot in front of the ocean while professing your eternal love to that extraordinary person.

Beach weddings offer a romantic and laid-back vibe, but they also require meticulous planning. Make sure that your special day goes smoothly by following these helpful tips.

## HIRING A PROFESSIONAL

A professional wedding planner can handle the more stressful aspects of a beach wedding, such as obtaining permits for specific areas or licenses for activities like bonfires. It's sometimes preferable to have someone other than a family member handle unexpected situations, like dealing with passersby or individuals who are encroaching on your event space, to make the day run more smoothly.

## ALL ABOUT TIMING

Sunset ceremonies appear to be enchanting, but the harsh rays can cause discomfort. Besides, who wants to be caught squinting in pictures?

Instead, think about the well-being of all your guests — especially the youngest and oldest attendees. Sunshine may even pose a hazard on the uneven surface of a beach.

## DRESS FOR SUCCESS

As the bride, you have the right to choose any gown that brings you joy and happiness. But beach weddings raise certain considerations. Consider the practical implications of walking in a flowing ball gown on a sandy, bumpy surface.

You'll also be surrounded by a significant amount of fabric if you seek the voluminous, traditional look, and conditions promise to be hot.

Consider dresses made of lighter fabrics that will more gracefully sway with the ocean breeze. As for the groom and his groomsmen, consider forgoing blazers and dinner jackets in favor of looser shirts. If maintaining a touch of formality is important to you, suspenders can be worn to add a hint of elegance.

## OTHER CONCERNS

If all goes well, you'll have a gorgeous setting. Weather can be very unpredictable, however, so create a Plan B. Beach weddings can also be pretty loud, with their proximity to both wind and waves. It's best to prepare for a certain lack of privacy. You're likely going to have a few strangers looking on.

Provide baby powder to help guests get rid of sand particles on their feet. You may also be required to immediately clean up the area, depending on your permits.





Chiropractic • Neuropathy •  
Metabolic Conditions • Decompression

**RID YOURSELF OF  
WEDDING STRESS WITH  
CHIROPRACTIC CARE!**

If you are stressed, there is a good chance that you're going to be feeling real pain. Often this happens in the back or neck.  
But what if you could get that pain taken care of?  
**That's exactly what Dr. Daniel Roach can do!**



**CORNERSTONE  
CHIROPRACTIC**

606 E. Booneslick  
Warrenton, MO  
**636-400-3213**

**\$49 FIRST  
VISIT**  
Consult | Exam | X-Rays

**cschiroclinic.com**



# Packing for Your Honeymoon

Your wedding should be a memorable occasion that you will cherish forever. At the same time, however, you'll also likely feel a partial sense of relief once the stress of organizing such a significant event is over.

Now, you can start anticipating some much-needed relaxation on your honeymoon. Whether you have planned a tranquil beach retreat, a brief city escape or an exciting mountain expedition, you'll need to have certain necessary items. Here's how to pack like a pro:

## MAKE A LIST

Start by making a list. It's the best way to avoid forgetting any essential items. And don't wait until after your wedding when the timeline is usually more compressed.

You'll end up rushing through it all, increasing the chances that you'll forget something. Take a moment to revisit and revise the list, as needed, keeping in mind both your plans and potential weather conditions.

Select versatile items that can be mixed and matched. The best outfits can potentially serve multiple purposes during a longer trip.

## TRY TO PACK LIGHT

Traveling becomes significantly easier when you don't have to worry about checking any luggage. Would you prefer to waste time waiting for luggage at the carousel or be whisked off to a refreshing beachside cocktail or cozy snacks at an intimate restaurant?

Simplify your packing process by including versatile clothing items for your trip. Stores also offer plenty of space-saving essentials, including packing cubes and pack-flat toiletry kits.

## CHECKING A BAG

Despite the inconvenience, sometimes you simply have to check a bag — in particular on extended trips or honeymoons where you'll be making multiple stops in different climates. If checking a bag is necessary, it becomes even more important to carefully plan your carry-on — because your luggage may be delayed.

Carry-on items should ideally include an extra outfit, a swimsuit, comfortable shoes and another spare outfit that's suitable for dinner.

These items will help you manage the first couple of days, as needed, while waiting for your checked luggage.

You will also have given yourself more time to purchase necessary items at the arrival point if your delay lasts longer than expected. You don't want a mix-up at the airlines to derail your big plans.







*Save the Date*  
02 . 23 . 25

Discover the world of weddings at Innsbrook's annual Wedding Showcase! Experience the beauty of Innsbrook while meeting the area's top wedding vendors to help bring your dream vision to life. Engaged couples will receive complimentary food and drinks, booking discounts, and the opportunity to explore all of our breathtaking venues!

Admission is FREE  
Scan to RSVP

