

Quad City Herald

Serving Brewster, Bridgeport,
Mansfield & Pateros area since 1901

A Ward Media Publication
March 26, 2025

Volume 123 • No. 13 • Single Copy \$1.00
www.qcherald.com

Brewster Food Pantry appeals to city council for help



MIKE MALTAIS/WARD MEDIA
David Burdick

By MIKE MALTAIS
Ward Media Staff Reporter

BREWSTER – Food Pantry Director David Burdick addressed the city council last Thursday, March 20, to report on the growing crisis over funding, food, and support.

“The grant money is drying up,” said Burdick. “We are in a situation now where the food that we bought with COVID funds, which was well over 2,000 pounds a week, is now down to 2,200 pounds for the whole month.”

Burdick contrasted that decline with the 2,300-2,500 pounds of food that the pantry has been distributing weekly to 85-100 families.

“For next month, it looks like we will be going to bi-monthly,” predicted

Burdick. “In all likelihood, we are not going to have any food to store, which means we will probably go to a mobile-type situation.”

Seventy percent of the pantry’s food is supplied by the federal Emergency Food Assistance Program (TEFAP) and another 26 percent from Northwest Harvest. Food donations from local businesses and individuals account for another four percent.

“Due to federal funding cutbacks, our food deliveries have been reduced by at least 50 percent or more,” Burdick said. “The latest graph for the entire state was at \$5 million. The government put a hold on \$4 million of that about a month ago to make sure the money is being used properly. The other day, they released \$3 million of that

and continue to hold \$1 million.”

Burdick itemized the pantry’s needs in an information handout to councilmembers.

- Funds for food purchases.
- The financial means (\$14,000-\$20,000/year) for operations and maintenance.
- City of Brewster monthly utility bill. PUD electric power. Property/casualty insurance.

As of Nov. 1, 2024, the pantry is no longer getting food delivered to its Brewster location. The pantry implemented a temporary plan for pickup and delivery from Okanogan to Brewster.

“Right now, we are partnering with Community Action (Okanogan County Community Action Council), and they are supporting seven food

banks,” said Burdick, “They had three to four people in their food program and now they are down to two half-time people.”

Fundraising results for the pantry have been less than robust lately.

“Our Christmas funding event raised \$26.04,” said Burdick.

Donations to the pantry can be made to Catholic Charities of Spokane (support.crs.org) with Brewster Food Pantry specified on the memo line.

Charity Watch ranks Catholic Charities among its top-rated, with 93 percent of donations going to programs.

The food pantry operates under Catholic Charities of Spokane.

Mike Maltais: 360-333-8483 or michael@ward.media

Health science career expo debuts new Brewster school CTE pathway



COURTESY OF BREWSTER SCHOOL DISTRICT
Johanna Perez Figueroa, right, Orthodontic Coordinator, Family Health Centers, instructs students on how to make dental impressions.



COURTESY OF BREWSTER SCHOOL DISTRICT
Brewster High School senior Julie Esquivel performs knee surgery using VR tools by Transfr.

By MIKE MALTAIS
Ward Media Staff Reporter

BREWSTER – In a proactive effort to address the growing healthcare labor shortage, Brewster School District Nurse, Nicole Smith, in conjunction with Central Washington AHEC (Area Health Education

Center) and NCESD 171 Career Connected Learning Team, gathered local healthcare professionals and colleges to host the Quad City Health Science Careers Expo.

Held on March 14, the event was designed to welcome sophomores from Brewster, Mansfield, Pateros, and Bridgeport, offering the students

a unique opportunity to explore potential careers in the health science field and learn about the critical workforce needs in the community. The first annual expo brought together 64 students from Brewster, 13 local healthcare partners, five college partners, and several other community entities.

The Health Science CTE (Career and Technical Education) pathway is brand new to the Brewster School District. The district will offer two Health Science courses in the fall of 2025. Those courses are Introduction to Medical Careers and Medical Terminology and will be taught by Smith.

The expo opened with a welcome from Jesus Hernandez, CEO, Family Health Centers, and featured an alumni panel, hands-on stations with local healthcare providers, and community organizations..

Representatives from local

See **CTE** Page **A6**

Bridgeport city council selects tree sculpture rehab contractor

By MIKE MALTAIS
Ward Media Staff Reporter

BRIDGEPORT – The city council unanimously approved the selection of a contractor to rehab the city’s deteriorating tree sculptures at its regular monthly meeting last Wednesday, March 19.

Public Works Lead Matt West introduced Kenny and sons Axel and Joey Storwick of Storwick Specialty Services of Moses Lake, who presented their recommendations



MIKE MALTAIS/WARD MEDIA
Kenny, Axel, and Joey Storwick address the March 19 meeting of the Bridgeport city council.

Bridgeport Bar fire forces Pateros City Council to reschedule meeting

By MIKE MALTAIS
Ward Media Staff Reporter

PATEROS – The city council barely had enough members for a quorum at its regular monthly meeting on Monday, March 17, when a fire call toned out councilmember Bruce Henne, who also volunteers as a lieutenant with the Pateros Fire Station. The council meeting was rescheduled.

At 4:56 p.m., a structure fire on Bridgeport Bar was called in to Douglas Okanogan County Fire District 15 stations at Rocky Butte,



MIKE MALTAIS/WARD MEDIA
Burned debris from the L&M Hobbies structure on the corner of Diagonal Street NE and Highway 173 are all that remain of the building following a fire late Monday afternoon, March 17.

See **BRIDGEPORT COUNCIL** Page **A6**

See **BRIDGEPORT BAR** Page **A6**

Inside The Quad City Herald this Week

5 Things to do this Week.....	A2	Church Guide.....	A6	NCW News.....	A5
Business Directory.....	A6	Classifieds.....	A7	Sheriff Report.....	A2
Community Bulletin Board.....	A3	Scoreboard.....	A4	Spring Home.....	B1-B8

 **\$1.00**
29 S. Wenatchee Ave,
Ste A, Wenatchee,
WA 98801
www.qcherald.com

Quad City Herald

© Ward Media, LLC 2025

W

WARD MEDIA

On the Internet

Website:
www.qcherald.com
News E-mail:
news@ward.media
advertising e-mail:
advertising@ward.media

Office hours

Hours: 8 am - 5 pm except weekends, 509-731-4392

Contact information

CEO & Publisher
Terry Ward
509-731-3284
terry@ward.media

COO & Co-Owner
Amy M. Yaley
509-731-3321
amy@ward.media

Reporter/Photographer
Michael Maltais
michael@ward.media

Reporter
Quinn Propst
quinn@ward.media

Multi-media Account Executive
Ruth Keys
509-731-4392

Administrative Support
Andrea Sanchez-Blanco
509-731-4392
andrea@ward.media

Classifieds/Legals
Ruth Keys
classifieds@ward.media

Circulation:
Ruth Keys
509-731-4392
ciculation@ward.media

Deadlines

Letters to the Editor:	Noon, Friday
Calendar Listings:	Noon, Friday
News Submissions:	Noon, Friday
Display Advertising:	5 p.m., Thurs.
Legals:	Noon, Friday
Classified Ads:	Noon, Friday
Obituaries/Deaths	4 p.m., Friday

Subscriptions	
Print and online (yearly)	\$50.00
Online-only Subscription	
12 Months	\$50.00
6 Months	\$25.00
3 Months	\$15.00
1 Month	\$8.00
1 Week	\$1.50

The Quad City Herald does not refund subscription payments except to the extent that it might fail to meet its obligation to publish each week, in which case the cost of the issues missed would be refunded as an extension. Subscriptions may be transferred to another individual or organization.

Letters policy

The Quad City Herald welcomes letters to the editor. All letters must be accompanied by the author's name, a home address and a daytime phone number (for verification purposes only). Letters may be edited for length, clarity, accuracy and fairness. No letter will be published without the author's name. Thank you letters will only be printed from non-profit organizations and events. We will not publish lists of businesses, or lists of individual names. Email your letters to: terry@ward.media

Corrections

Quad City Herald regrets any errors. If you see an error, please call **509-689-2507**. We will publish a correction

News tips

Have an idea for a story? Call Quad City Herald at **509-731-4392**

Classified Advertising

Classified ads can be placed during normal office hours by calling **509-689-2507** or by emailing classifieds@ward.media.

Classified Weekly Rates

\$15.00 for first 30 words. **10** for each additional word over 30 words Borders, bold words, headlines, logos and photos subject to additional charges.

Obituaries

Obituaries can be placed during normal business hours by calling **509-689-2507** or by emailing obits@ward.media

Services

Back Issues are available up to one year after publication for a small fee.

Quad City Herald (USPS 241-920) is published every Wednesday by Ward Media LLC 29 S. Wenatchee Ave., Suite A, Wenatchee, WA 98801 Telephone: 509-548-5286. Periodical postage paid at Brewster, Wash. Postmaster: Send address corrections to: Quad City Herald, 131 S. Apple Blossom Drive, #109, Chelan, WA 98816

© Ward Media, LLC
prints on recycled newsprint with soy ink.
Please recycle.



Get your event in the spotlight with Ward Media!

If you have an exciting event to share, email Reporter Quinn Propst at quinn@ward.media. We'll showcase the five most captivating events of the week, giving your event the recognition it deserves. Even if your event isn't among the top five, it will still be added to our events calendar and featured online. Don't miss this chance to make your event shine!

Paint a Pot

The Brewster Library will host Paint a Pot on Wednesday, April 2, from 4 to 6 p.m.

“Come get creative and decorate your very own terracotta pot with paints! Each participant will receive soil and seeds to start growing their very own plant. Available while supplies last,” the event page states.

For more information, visit the Brewster Library.

2nd Annual Bloody Maryfest

Icicle Village Resort will host the 2nd Annual Bloody Maryfest on Sunday, March 30, from 10 a.m. to 12 p.m.

“Indulge in a morning of delicious fun as we challenge local mixologists to compete for the ‘Best Bloody Mary

in Town’ title. You get to be the judge, taste a flavor-packed concoction from each participating bar, and cast your vote for the champion, all for just \$30.”

You must be 21+ to purchase a ticket. Each ticket includes one tasting per bar. Additional tastings are available for purchase at \$5 each.

For more information or to purchase tickets, visit Icicle Village Resort.

Kittens on Tap

Yonder East in Cashmere will host Kittens on Tap on March 27 from 5 to 8 p.m. for a Kitten Shower.

“As kitten season approaches, our friends at the Wenatchee Humane Society are gearing up to welcome newborn kittens, and we

want to help them shower with love and support,” P.S, there will be kittens to cuddle.

For more information, visit Yonder East on social media or contact the Wenatchee Humane Society.

Pub Live at the Pub & Veranda

Campbell's Resort will host Pub Live at the Pub & Veranda on March 28 from 6 to 8 p.m. at 104 W. Woodin Ave. in Chelan.

“Join us every Friday for live music at the Pub and Veranda! Kick off your weekend, grab a drink, enjoy delicious bites, and let the tunes set the vibe for a perfect Friday night,” the event page states.

5 THINGS TO DO THIS WEEK

For more information, visit campbellsresort.com or call 509-682-2561.

Storytime with Miss Emily

The Pateros Library will host Storytime with Miss Emily on Tuesday, April 1, from 10:30 to 11:00 a.m.

“Join us for storytime led by our special guest, Miss Emily from the Okanogan County Conservation District! Our program will be geared towards preschool ages, but all are welcome to attend,” the event page states.

For more information, visit the Pateros Library.

Bridgeport students volunteer at Brewster Senior Center




COURTESY OF CHARLENE KNOX

Teacher/advisor Alyssa Janison, left, Ari Gonzalez, and FFA President Luis Herrera-Sanchez comprise part of the Bridgeport FFA chapter volunteers who recently painted a room at the Brewster-Bridgeport-Pateros Senior Center.



COURTESY OF CHARLENE KNOX

Student volunteers Luca Barrera, left, and Ari Gonzalez.



COURTESY OF CHARLENE KNOX

FFA student volunteer Gabby Salizar, left, paints with Luis Herrera-Sanchez. Herrera-Sanchez is the student representative who attends the monthly Bridgeport City Council meetings. He met Senior Center Treasurer Charlene Knox at a recent council meeting and offered to provide student volunteers to help the Senior Center with projects.

NORTH CASCADES
HEATING & AIR CONDITIONING, Inc.

509-784-4822
www.northcascadesheeting.com
“The Professionals”

Okanogan & Douglas County Sheriff, Brewster Police Dept Report

This report is compiled from records provided by the Okanogan & Douglas County Sheriff, Brewster Police Dept. The publisher cannot certify the complete accuracy of the information provided.

Douglas County

March 14

16:07:50 Assist Agency, 750 Sr 173, Bridgeport

March 15

17:23:49 Animal Problem, 19 Gun Club Rd, Bridgeport

March 16

11:29:20 Suspicious, 972 Rd 6 Nw, Waterville
13:03:06 Traffic Info, 1800blk Raymond Ave, Bridgeport
19:19:11 Traffic Offense, Sr 17 Mp 129, Bridgeport
20:01:15 Court Order Violation, 929 Maple St# 135, Bridgeport
20:23:45 Assist Agency, 1030 Pilot Pl, Brewster

March 17

17:02:15 Assist Agency, 415 Sr 173, Bridgeport

March 19

16:36:37 Cps/Aps Refer, 120 Pine St# 1, Bridgeport
18:29:30 Domestic Disturbance, 1300 Douglas Ave, Bridgeport
22:14:58 Suspicious, 613 Columbia Ave, Bridgeport
23:16:40 Alarm, 2525 Bridgeport Hill Rd, Bridgeport

March 20

14:48:37 Traffic Offense, Sr 173 Mp 10, Bridgeport
19:41:42 Assist Agency, Sr 173 & Auburn St, Bridgeport

Brewster Police Department

March 13

09:20:14 Agency Assist, W Main Ave & Highway 97, Brewster, Comments: 2 Veh Coll, Non Blocking.
17:05:28 Citizen Assist W Bruce Ave, Brewster, Comments: No Inj. Rp Has 2 Juv's And Is Concerned Their Safety.
18:39:34 Accident Unkinj, Highway 97, Brewster, Comments: Two Veh Collision, Unk Inj. Both Vehs Still On Scene.

March 14

09:38:07 Other Calls, Hospital Way, Brewster

March 16

18:46:01 Juvenile Prob, Pilot Pl, Brewster, Comments: Rp Is In Wenatchee Advised 18 Yoa Son At Res Destroying Rp's Res. Threatening To Burn Res Down, Broken Window.

March 18

10:55:28 Suspicious, Midland Rd, Brewster, Comments: Rp Advd Someone Is Outside Her Res, No One Is Home. Subj Appears To Be Trying Take A Veh.
15:53:23 Runaway Juvenile, W Ferry Ave, Brewster
19:05:45 Agency Assist, Highway 97, Brewster, Comments: Iphone Crash Detection. Can Hear Traffic Noises In Background, No Response From Person

March 19

08:11:13 Agency Referral S Bridge St, Brewster
15:31:06 Domestic Dispute, S Bridge St, Brewster, Comments: 'Occ'd December 24th, 2024' Rp And Identified M Subj Were Drinking With Friends. M Subj Punched Rp In The Face At Least Twice, Slammed Her Head On The Ground X3, And Threw Her Against The Fridge, And Then Pinned Her On The Ground. During This Altercation, M Subj Took Her Phone From Her And Then Threw It In The Toilet
18:38:35 Agency Assist, Douglas Ave, Bridgeport, Comments: Domestic-Dcso Req Unit Until They Arrv. Rp Saw A F Hitting A M, Associated W/ Gry 2003 Honda Accord Lic/ Now Saw Both Parties Hitting Each Other.

March 20

05:21:11 Assault, Highway 97, Brewster, Comments: Resident Claiming He Was Assaulted 2 Hrs Ago By His Roommate. Both Subjs Are Separated. And Dont Need Ems. Roommate Pushed Resident Against Wall.

Okanogan Sheriff

March 13

03:42:52 Suspicious, North Star Rd, Brewster, Comments: Dog Alrt To Car Port, Hx Of Order Violation. Unk If Someone Is At Location, Cameras Are Fogged Over. Doors And Windows Are Locked
08:35:50 Agency Referral, Max Goehry Rd, Brewster
13:35:40 Citizen Assist, Pateros Mall, Pateros, Comments: Friend Gave Rp His Gun To Fix, Rp Could Not Fix The Gun So Rp Had The Owner Of Peace
Armory Work On The Gun, Rp Asked For The Gun Back Mult Times But Never Recd It
15:10:17 911 Abuse, Mountain View Dr, Brewster, Comments: 911 Open Line, Can Hear Different Noises. Phone Has Called 911 Two Times. No Answer On C/B.

March 15

08:54:16 Vin Inspection, Highway 153, Pateros, Comments: Req Inspection Of Whi Chev Pu On Property
15:38:49 Mal Mischief, S Dawson St, Pateros, Comments: Unk Subj Broke Into Her Father's Whi 2002 Ford F150 Pu Last Night. Handle Is Broken. Leather Is Taken Off And Seat Is All The Way Down, Like Someone Slept In It. Rp And Dad Are Enrt To Res. Unk If Anything Was Taken.
20:03:31 Domestic Dispute, Midland Rd, Brewster, Comments: F Subj Refusing To Give Rps Boyfriend His

Keys Or Phone So That He Can Come Get Rp From The Casino.

March 16

18:46:01 Juvenile Prob, Pilot Pl, Brewster, Comments: Rp Is In Wenatchee Advised 18 Yoa Son At Res Destroying Rp's Res.
23:43:19 Suspicious, North Star Rd, Brewster, Comments: Rp Has An Order W Husband Her Driveway Light Went Out And Her Cameras Are Going Off And On. Rp Is Concerned Husband Is Trying To Get Onto The Prop

March 17

12:10:39 Citizen Assist, North Star Rd, Brewster, Comments: Needing Papers Served To Be Ex Husband Or His Lawyer; Paperwork To Be Served Is Contempt Of Court For Violating Po. Rp Adv Paperwork Also Incl Surrender Of Firearms. Rp Is Unclear Whether She Can Serve Papers To Subj's Or If She Needs Le To Serve Papers.

March 18

10:55:28 Suspicious, Midland Rd, Brewster, Comments: Rp Advd Someone Is Outside Her Res, No One Is Home. Subj Appears To Be Trying Take A Veh.
11:40:07 Fraud, E Warren Ave, Pateros, Comments: Rp Advd She Was Involved In An Internet Scam Involving Crypto Trading. Advd She Lost A Significant Amount Of Money. Has Another Indv Investigating The Fraud, Needs To File Report For Investigation.
17:17:52 Trespassing, Highway 153, Pateros, Comments: 30'S Yo H M Is Living On Prop, Rp Initially Asked Him To Leave 3 Months Ago And Has Asked Him Mult Times Since. Refuses To Leave.

March 19

08:21:14 Found Property, North Star Rd, Brewster
15:16:06 Civil, Beach St, Pateros, Comments: Rp Has A Grn Honda Accord
Or Civic That She Has Arranged The Third Party Sale Of, Via Ex Bf. Rp Didn't Get Any Contact Information For The Buyer Of The Veh, She Communicates Only W/ Ex Bf. The Agreement Was For The Buyer Would Pay \$100 Per Week. First Payment Was Supposed To Be In January, Rp Has Not Rec'd Any Payments Through Ex Bf.
16:21:42 Welfare Check, Sand Trail Rd, Brewster, Comments: Rec'd An Odd Text Message On Monday 3/17 At 1926 Hrs From Child's Mother And Has Not Been able To Reach Her Since.ellis Has Their 2 Year Old Daughter W/ Them, And Poss Other Children.

Get rid of all that extra stuff with an ad in the Quad City Herald Classifieds.

Call us at 509-689-2507

W

WARD MEDIA

Community Bulletin Board

Local, Regional Community News & Events

Any non-profit 501(c)-(3) group, person(s). Must provide: full name, city, phone number. Items pertaining to local events that are free or minimum charge. Garage and Yard Sale Ads are paid events, please email: classifieds@ward.media. To submit info call **509-548-5286** or email: ruth@ward.media

Meetings

Mondays

Okanogan County Fair Advisory Committee: Second Monday, 6 p.m. Meetings are open to the public. Okanogan County Commissioners' hearing room, 123 N. Fifth Ave., Okanogan.

Family and friends Support Group: Third Monday, 7-8:30 p.m., Grace Lutheran Church, 1408 Washington Street, Wenatchee. Contact: 509-860-3620, website at: tcfwenatcheevalley.org

Tuesday

Okanogan County PUD: The commission meets the second and fourth Tuesday of the month a at 3 p.m. Information: okanoganpud.org

Douglas County PUD meetings: The commission meets the first and third Tuesday of the month at 1:30 p.m. in the East Wenatchee office. Information: douglaspud.org

Survivors of Suicide Loss Support Group: Second Tuesday, 7-8:30 p.m., Grace Lutheran Church,

1408 Washington Street, Wenatchee. Contact: 509-860-3620, website at: tcfwenatcheevalley.org

Wednesday

American Legion Post #97: Current members meetings are on the 1st and 3rd Wednesday of each month at 6 p.m. at the American Legion Post in Brewster. Information: Greg Wagg, 206-550-6474.

American Legion Auxiliary #97: Meets the first Wednesday of each month, at 5 p.m. at the American Legion Post in Brewster.

Brewster Chamber of Commerce: Meets the third Wednesday of each month at 12 p.m. at the Senior Center, 109 Bridge Street. Information email: brewsterwachamber@gmail.com

Death Cafe Chelan: Third Wednesday, 11:30 a.m.-12:30 p.m., Chelan Public Library, 216 N. Emerson Street; and 5:30-6:30 p.m., Chelan Senior Center, 534 Trow Avenue, Chelan. Contact: Concie Luna at 509-630-2972 or Vita

Monteleone at monte419@nwi.net.

TOPS® Chapter Paves the Way to Healthy Lifestyle: Weekly on Wednesdays, 10-11 a.m. TOPS® chapter (weight loss support group) meetings at Lake Chelan United Methodist Church, located at 206 N. Emerson St. in Chelan. Attendees should use the side entrance of the church between the Lake Chelan Health Express Care Clinic and the church. TOPS empowers people to stop dieting and start creating healthy, enjoyable lifestyle habits that will work for them over the long haul.

Thursdays

Brewster bus trips: OCTN takes Brewster area residents to Wenatchee, second Thursday of the month. The bus starts picking folks up at their homes at 7:30 a.m. Riders may request destination(s); medical appointments etc. On the third Thursday of each month, riders will be taken to Omak for the day. Riders

request their destination(s). Wenatchee: \$12/boarding for General Public, \$6 suggested donation/day for Seniors (60 plus). Omak: \$5.50/General Public, \$2.75 suggested donation Seniors (60 plus). (509) 826-4391 to reserve your seat.

Chelan Cancer Support Group: First Thursday, 11:30 a.m.-1 p.m., Lake Chelan Health Hospital. Lunch (purchase from hospital cafe) meeting in Bragg Room. Meetings are open to anyone impacted by cancer. Including: patients, survivors, caregivers, family members and especially those who are recently diagnosed. It is also open to folks wanting to learn ways to support someone affected by cancer. It's a place where members can offer advice, share coping strategies, and build relationships along their journey. More info: Anne Brooks, 509-682-8718.

Family Caregivers/Support Group: Third Thursday, 10 a.m.-11:30 a.m., Lake Chelan Chamber of Commerce, Coldwell Banker Board

Room, 216 E. Woodin Avenue, Chelan.

Other Events/meetings

Brewster Senior Meals: The Senior Center serves meals at noon on Tuesdays, Wednesdays and Fridays. Home delivered meals are delivered those same days. Call 509-689-2815 to reserve meals. For those over age 60 \$5. For those 60 and under \$12.

Senior Center Thrift Store: The Brewster- Pateros-Bridgeport Senior Center Thrift Store is open Monday-Saturday, 10 a.m.-2 p.m. They are also the Brewster Visitor Information Center and the Brewster Chamber of Commerce meeting room.

Brewster American Legion events: Bingo every Thursday night at 6 p.m. Open to the public. Friday Steak Dinner starts at 5 p.m.; Sunday 9 a.m. to 12 p.m., order from the full breakfast menu. Daily lunch specials except for Mondays and Saturday when they are closed.

Chelan Valley Hope: It's Disability Awareness Month and during this month Chelan Valley Hope would like to bring awareness to inclusion, resources, and accessibility. At Hope, we take several steps to accommodate clients with disabilities and ensure they have equal access to the services and resources offered. The building has designated handicapped parking along with a handicap-accessible entrance and bathroom. Then, our wonderful team is ready to provide access support for clients with hearing, speech, or learning disabilities. March provides an opportunity to come together to celebrate diversity, promote accessibility, and advocate for the rights of people with disabilities. For more information about donations, services, or volunteer opportunities, you may call or visit us Monday - Thursday, 9 a.m.-3 p.m. (closed Noon to 1 p.m.), and speak with one of our helpful volunteers.

New recruits train with Douglas Okanogan County Fire District 15



COURTESY OF PATEROS FIRE DEPARTMENT

Search and Rescue/Recruit Training Class held on March 18 by Douglas Okanogan County Fire District 15 involved 10 trainees, five trainers, and three additional senior officers. Trainer Connor Wiggs, second from right, speaks with four recruits inside a structure.

The NCW News network provides timely, accurate, local news stories that are accessible at any time. Readers can access news from across North Central Washington and from our network of community newspapers, **Lake Chelan Mirror, Leavenworth Echo, Cashmere Valley Record, Quad City Herald, and the Wenatchee Business Journal.**

www.ncw.news

State Parks expands same-day camping reservations to all campgrounds

NCW News
Ward Media

OLYMPIA — The Washington State Parks and Recreation Commission is opening up more camping opportunities for visitors by expanding its same-day reservation option to all parks with reservable campgrounds. Visitors will be able to secure a campsite instead of traveling to a park and gambling on the availability of a first come, first served site. Campers can book a same-day reservation until 2 p.m. on their intended day of arrival. This change is specific to campground reservations and does not apply to roofed accommodations, vacation rentals, yurts and day-use facilities (like picnic shelters). First come, first served camping is still available for unreserved sites after 2:30 p.m.

State Parks launched its same-day reservation pilot program in September 2023 at Cape Disappointment, Deception Pass and Millersylvania state parks. Due to its success, it was expanded in 2024 to an additional 24 parks. To date, the program has brought in more than 7,000 same-day reservations for sites that might otherwise have been vacant.

This system-wide improvement will provide more opportunities for more campers to experience a night in a state park, and it will improve the experience for day-of planners. Additionally, this change will help the agency fill sites with last-minute cancellations.

State Parks is primarily funded by earned revenue, with 64% of its funds coming from fees, purchases, donations and other revenue and 36% coming from state general funds. Camping and roofed accommodations account for 40% of the agency's earned revenue and 23% of its total funding.

How to make a reservation

Customers have two options for booking a same-day reservation:

- Online at washington.goingtocamp.com
- By calling 1-888-CAMPOUT (1-888-226-7688)

NCW Libraries, Write On The River launch 14th annual high school writers competition

NCW News
Ward Media

WENATCHEE — NCW Libraries and Write On The River are now accepting submissions for their 14th annual High School Writers Competition, offering cash prizes for original fiction by students in grades 9-12 across five counties in North Central Washington. The competition, which opened March 14, welcomes entries from students in Chelan, Douglas, Okanogan, Grant, and Ferry counties, including public, private, home-schooled, and Running Start students. Write On The River will award a total of \$200 in cash prizes to three winners selected for excellence in original short fiction. Eligible submissions must be the student's original work, between 500-2,000 words, previously unpublished, and created without artificial intelligence assistance. Students may submit one piece annually, and there is no entry fee. The submission deadline is April 11.

The competition was established and continues to be sponsored by New York Times bestselling author Chelsea Cain, who visited Wenatchee in 2011 as a speaker at the Write On The River Conference. The organization focuses on connecting regional writers with educational opportunities in fiction, nonfiction, and publishing, while fostering a vibrant writing community in North Central Washington.

NCW Libraries serves the region through 30 library locations, digital resources, a Mail Order Library, and a Community Bookmobile, with a mission to connect residents with resources that promote individual growth and community development.

Interested students can find complete guidelines and submission information at www.writeontheriver.org or www.ncwlibraries.org/writerscompetition, where works by past winners are also available for reading.

THREE RIVERS FAMILY MEDICINE
415 HOSPITAL WAY, BREWSTER

Where wellness begins and families thrive.

Our Services:

- Chronic Condition Management
- Orthopedics & Sports Medicine
- Pediatric Care
- Women's Health & Menopause Care
- Advanced Wound Care
- General Surgery Consultations
- Certified CDL & Employment Physicals

(509) 689-3749

Same-day appointments may be available!

www.brewsterclinic.org

WE'RE HIRING!

JOIN THE TEAM!

EARN UP TO \$13K WHILE MAKING THE BEST SUMMER MEMORIES!

Grab your friends and apply NOW!



WARD MEDIA

Fueling Champions

Proud to support our student athletes

GEBBERS FARMS

SUPPORTING OUR YOUNG ATHLETES!

BREWSTER BEARS

509-689-3424

www.gebbersfarms.com

PEAK PERFORMANCE STARTS HERE!

COMPREHENSIVE CARE FOR STUDENT ATHLETES

Sports Injuries
Free Childhood Immunizations
Well-Child Checks
689-3749

THREE RIVERS FAMILY MEDICINE
415 HOSPITAL WAY, BREWSTER

Brewster High School Schedule

Boys Varsity Baseball			
Thu, Mar 27 4:30: PM	Brewster vs.	Omak	Home
Sat, Mar 29 11:00: AM	Brewster vs.	Tonasket	Home
Mon, Mar 31 1:00: PM	Brewster vs.	River View	Away
Boys Varsity Soccer			
Thu, Mar 27 4:00 PM	Brewster vs.	Bridgeport	Away
Girls Varsity Softball			
Thu, Mar 27 4:30: PM	Brewster vs.	Omak	Home
Boys Varsity Track			
Sat, Mar 29 10:00 AM	Brewster vs.	49th Ray Cross Invitational	Away
Girls Varsity Track			
Sat, Mar 29 10:00 AM	Brewster vs.	49th Ray Cross Invitational	Away

Brewster High School Scoreboard

Boys Varsity Baseball					
Tue, Mar 18 4:30: PM	Brewster vs.	2	Cashmere High School	9	Loss
Thu, Mar 20 4:30: PM	Brewster vs.	20	Lake Roosevelt	3	Win
Sat, Mar 22 11:00: AM	Brewster vs.	2	Bridgeport	0	Win
Boys Varsity Soccer					
Tue, Mar 18 4:00 PM	Brewster vs.	1	Okanogan	5	Loss
Sat, Mar 22 11:00 AM	Brewster vs.	1	Manson	0	Win
Girls Varsity Softball					
Tue, Mar 18 4:30: PM	Brewster vs.	1	Cashmere	18	Loss
Fri, Mar 21 4:30: PM	Brewster vs.	1	Lake Roosevelt	11	Loss

Bridgeport High School Schedule

Boys Varsity Baseball			
Sat, Mar 29 11:00: AM	Bridgeport	Manson	Away
Boys Varsity Soccer			
Thu, Mar 27 4:00 PM	Bridgeport	Brewster	Home
Girls Varsity Softball			
Thu, Mar 27 4:00 PM	Bridgeport	Oroville	Away
Sat, Mar 29 11:00 AM	Bridgeport	Manson	Away

Bridgeport High School Scoreboard

Boys Varsity Baseball					
Sat, Mar 22 11:00: AM	Bridgeport	0	Brewster	2	Loss
Boys Varsity Soccer					
Tue, Mar 18 6:00 PM	Bridgeport vs	2	Ephrata	3	Loss
Sat, Mar 22 1:00 PM	Bridgeport	3	Omak	1	Win
Girls Varsity Softball					
Tue, Mar 18 4:30 PM	Bridgeport	29	Liberty Bell	4	Win
Thu, Mar 20 4:30 PM	Bridgeport	4	Waterville-Mansfield	6	Loss

Pateros High School Schedule

Boys Varsity Tennis				
Thu, Mar 27 4:00: PM	Pateros vs.	Manson	Home	Home
Girls Varsity Tennis				
Thu, Mar 27 4:00: PM	Pateros vs.	Manson	Home	Home
Girls Varsity Track				
Sat, Mar 29 10:00 AM	Pateros vs.	Ray Cross Invitational	Away	Home
Boys Varsity Track				
Sat, Mar 29 10:00 AM	Pateros vs.	Ray Cross Invitational	Away	Home

Waterville-Mansfield High School Schedule

Boys Varsity Track				
Sat, Mar 29 10:00 AM	Waterville/Mansfield	Bridgeport	Away	Home
Girls Varsity Track				
Sat, Mar 29 10:00: AM	Waterville/Mansfield	Bridgeport	Away	Home

Waterville-Mansfield High School Scoreboard

Boys Varsity Baseball					
Tue, Mar 18 4:30 PM	Waterville-Mansfield	16	Cascade	3	Win
Girls Varsity Softball					
Tue, Mar 18 4:30 PM	Waterville-Mansfield	6	Cascade	16	Loss
Thu, Mar 20 5:30: PM	Waterville/Mansfield	6	Bridgeport	4	Win

Brewster Bears shine in Throwers' Relay at Ray Cockrum Meet



SEBASTIAN MORAGA/FOR WARD MEDIA

Laughter is the best medicine, even for non-lethal malaises such as the feeling of being a fishy (or in this case a Brewster Bear) out of water, the way Lisee Ramirez (right) probably felt when participating in the throwers' relay at Wenatchee's Ray Cockrum Relays. The throwers' relay, the last event of the day, is a race involving non-sprinters, and Brewster took third place.



SEBASTIAN MORAGA/FOR WARD MEDIA


Maria Arellano competing in the throwers' relay at Wenatchee's Ray Cockrum Relay last March 22. Brewster took third in the throwers' relay and took sixth place in team scores. The Brewster boys took eighth place. The Brewster Bears' ambulatory track and field team took second.

Local author Teri Fink wins multiple literary awards




Teri Fink


NCW News
Ward Media



"The Restless Lake," Fink's third novel that has been named a finalist for both the Eric Hoffer Award and nominated for the Montaigne Medal.



"The Clovis Dig," her second novel that recently won the Legacy Fiction Award at the 15th Annual International Book Awards.



"Invisible by Day," Fink's first novel that has been named a finalist in The Wishing Shelf Audiobook Awards.

WENATCHEE — Local author Teri Fink, who has spent most of her life in Wenatchee, has received several prestigious literary honors for her novels, including the Legacy Fiction Award from the 15th Annual International Book Awards. Fink's second novel, "The Clovis Dig," which tells the story of an East Wenatchee orchardist who discovers ancient artifacts beneath the orchard, earned the top prize in the Legacy Fiction category. Jeffery Keen, President and CEO of American Book Fest, which manages the award, said this year's contest yielded thousands of entries from authors and publishers around the world before being narrowed down to the final results. Her third novel, "The Restless Lake," has been named a finalist for the Eric Hoffer Award, which honors the memory of the American philosopher by highlighting excellence in writing and the independent spirit of small publishers. The novel, which

chronicles the meeting of a tech executive and an Olympic gold medalist in the wilderness community of Stehekin at the head of Lake Chelan, has also been nominated by Eric Hoffer judges for the Montaigne Medal, recognizing it as one of the most thought-provoking books that "either illuminate, progress, or redirect thought." Additionally, the audiobook version of Fink's first novel, "Invisible by Day," a historical fiction work in the vein of Downton Abbey, has been named a finalist in The Wishing Shelf Audiobook Awards. Narrator Grace Gray, a professionally trained actress, brings the audiobook to life. The Wishing Shelf is an organization based in the United Kingdom founded by children's author Edward Trayer. "We always knew Teri Fink was a talented writer, a real pro, which is why we were thrilled to bring her on board," says Fink's publisher Dave Lane of Evolved Publishing LLC. "Nonetheless, the responses to all of her books by award sites, professional reviewers, and book consumers alike have exceeded even our high

expectations. Her books leave a lasting impression in the best way for readers." "I'm thrilled that all three of my novels are receiving recognition," says Fink. Fink's novels are available in paperback, eBook, and audiobook formats. They can be purchased locally at A Book for All Seasons in Leavenworth, Ye Olde Bookshoppe in Wenatchee, and Riverwalk Books in Chelan. The novels and audiobooks are also sold online wherever books and audiobooks are sold.



Your Brand Their Hands

Make your brand a part of their everyday life with premium promotional products. *Let's create something memorable.*

Call us today! **509-731-3624** NorthwestSwag.com



Helion opens dialogue with community on fusion power project



TAYLOR CALDWELL / WARD MEDIA

The community meeting hosted a panel of leaders from Helion, Chelan County PUD and Chelan Douglas Regional Port Authority to answer questions about the potential project.

By **Taylor Caldwell**
Ward Media Staff Reporter

WENATCHEE — Approximately 350 people filled the Mission View Elementary gym to learn about the possible construction of the world’s first fusion power plant in Malaga during an information meeting on March 11.

Helion, an Everett-based energy company, is considering a 10-acre site on Chelan PUD property near Rock Island Dam to build the first fusion machine to produce electricity, if successful. The purpose of the power plant would be to fulfill a 50-megawatt power purchase agreement with Microsoft.

“Our goal is not just to provide electricity, but to provide electricity in a way that’s clean and safe, that’s

really low cost,” said CEO and founder David Kirtley.

With fusion, the company promises clean and cost-efficient energy without the downsides of existing nuclear power (fission), which runs the risk of an uncontrolled chain reaction and associated nuclear proliferation, and has long-lived radioactive waste.

However, the developing fusion machine, named Polaris, would be the first of its kind to produce electricity at a commercial level. So far, the company has produced six prototypes. Its sixth generation, Trenta, became “the first privately-funded fusion device to reach commercially-relevant fusion conditions.”

Helion hosted the informational meeting alongside Chelan County PUD

and Chelan Douglas Regional Port Authority to answer questions and field concerns from the public about the groundbreaking power project. During the Q&A portion of the meeting, residents raised concerns of the reliability of executing the project, as well as impact on the public utility, property taxes, and the environment.

“There’s got to be a cost. There’s got to be a form of pollution that we don’t understand... How do we harness that unknown?” said audience member Gary Koehler, who referenced the Hanford Nuclear site contamination and the Columbia River dams’ impact on salmon populations.

The company said its power plant footprint would be



TAYLOR CALDWELL / WARD MEDIA

Helion CEO and Founder David Kirtley speaks to a standing-room-only crowd about fusion power.

smaller than the size of a high school campus, its water usage would be comparable to a small hospital (100 to 300 gallons of water per minute), and its air emissions and radiation would be within Department of Health standards. The plant would also have a nitrogen fire suppression system. Additionally, Helion explained its radioactive byproduct tritium had a half-life of only 12.5 years.

“It decays into helium-3. So this becomes like a wine cellar. As it ages, it ages into our fuel. These valves can be opened up. We can pull that helium-3 out and put it back into our machine,” said Michael Hua, Helion Director of Radiation Safety and Nuclear Science.

Audience members also raised the question of both Helion and Microsoft’s

impact on local taxpayers. Chelan Douglas Regional Port Authority Commissioner Donn Etherington said the new construction and raised assessed value from the projects would create “tax relief on your property taxes,” earning a round of applause from the gym. Additional concerns were raised with the large load growth impacting the local power utility.

“One of the things we hear loud and clear from you all is concerns about large load data centers and not using up the surplus hydropower electricity that we have...This is actually potentially helping in that regard, and coming up with an emerging technology that would address large loads. And so that’s our interest here,” said Chelan County

PUD General Manager Kirk Hudson.

In response to concerns about project abandonment, Kirtley said the company had enough private investment to construct the “buildings and all the generator infrastructure for the facility.” As part of the licensing process, the company also had to place the cost of decommissioning the site in a trust to ensure state-driven clean up was funded, said Hua.

The company is still in the process of permitting and agreements. If all goes to plan, it aims to deliver its first electrons to the grid by 2028, according to Helion Communications Director Jessie Barton.

Taylor Caldwell: 509-433-7276 or taylor@ward.media

Eastmont District budget update sees staff cuts due to reduced enrollment

By **Andrew Simpson**
Ward Media Staff Reporter

EAST WENATCHEE — Interim Eastmont School District Superintendent Spencer Taylor is tasked with delivering difficult news to parents and the community.

But a school district’s budget is a tightrope even in the most affluent communities, and all across Washington state there’s been an education funding crisis for years. Taylor notes that the community has become accustomed to budget shortfalls, but is not attributing this one to Eastmont-specific policies.

Now, due to reduced enrollment primarily at the two extremes of the grade spectrum, there are unfortunately staff reductions in the works. At the kindergarten level, reduced enrollment can come from a number of factors, but is explained primarily by a decreasing birth rate and the cost of housing in this area. At the high school level, many students are availing themselves of the Running Start program and find themselves in seats at Wenatchee Valley College instead of Eastmont.

Infact, the district anticipates a three-point-five percent reduction in enrollment. That looks like it’s going to translate to approximately 10% cuts in administration, which will bear the brunt of the reductions. The district anticipates a five percent reduction in the budget each in both certificated staff (those holding teaching certificates) and classified staff (those not required to be certified, like custodians and bus drivers).

The reason for the use of percentages rather than real numbers for expected cuts is that much of the “right-sizing,” as Taylor calls it, will come from restructuring existing roles. Where one person may have been filling a role as a job of its own previously, two or more jobs may be consolidated into one in the future. For example, Taylor is the Executive Director of

Elementary Education for Eastmont, but was named Interim Superintendent last December in anticipation of former ESD Superintendent Becky Berg’s retirement at the beginning of this year.

He now holds both roles until a new Superintendent is appointed by the school board.

The district does not believe there will be a large disruption in class sizes, from essentially no change for elementary levels to slight variations based on department at the secondary level.

Many parents have questioned the prioritization of sports and the purchase of a bus over keeping staff. The district explains that sports funding and transportation spending come from entirely separate funding allocations and can’t be redirected to staffing. The district could not, for example,

vehicle in order to redirect that money to teacher pay.

Priorities are on the mind of the Eastmont Education Association President, as well. Natalie Hoback-Noyd holds a dual role herself, as both the Positive Behavioral Intervention and Supports Coordinator at Kenroy Elementary and the EEA union leader.

“Eastmont Education Association members understand the District’s challenges, although we do not agree with some of the budget items the District has chosen to prioritize,” Hoback-Noyd said. But in addition to being in this for the kids, Hoback-Noyd says the union wants to preserve what they can through collective bargaining. “Our goal is to offer contract concessions to save as many jobs as possible,” she said.

contract at this link.

An additional struggle that Eastmont faces is the fact that the state only funds about 70% of school district positions, and in practice, actually underfunds the true costs, according to Taylor. The schools are forced to make up the shortfall with levies and other revenues to make sure that educators and administrative staff get required cost of living adjustments.

“We are keeping the student experience at the heart of this,” said Taylor. “This is really hard. Eastmont has a great culture, and we try to do our best to support our staff, so our staff can support students, and any time that you’re not able to keep staff, it is really, really hard.”

Taylor wants parents and community members to know one thing first and foremost:



ANDREW SIMPSON/WARD MEDIA

Although most reductions will take place at the kindergarten and high school levels, even the junior high could see repurposed teachers filling roles elsewhere due to teacher attrition.

That all budget decisions are being made with students in mind, and that all contracts are being honored, including the contract with the community that funds their levy.

“District budgets are incredibly complicated, and we want to make sure that your questions are answered,” said

Taylor. He added that you can contact his office at 509-884-7169 or taylors@eastmont206.org, or you can reach Kayla Brown, the executive director of human resources at brownk@eastmont206.org.

Andrew Simpson: 509-433-7626 or andrew@ward.media



ANDREW SIMPSON/WARD MEDIA

Many high school students have joined the Running Start program, which puts them in Wenatchee Valley College and out of Eastmont’s enrollment numbers. You can see their current



ANDREW SIMPSON/WARD MEDIA

At Kenroy Elementary, school administrators took visitors on a tour to show them the state of the nearly 70-year-old building before a bond vote.

PICTURE PERFECT, NOW

WAIT UNTIL YOU TASTE IT

AMERICA'S ORIGINAL BUTCHER

OMAHA STEAKS

SINCE 1917

Butcher's Savory Collection **SAVE 52%**

- 4 Butcher's Cut Filet Mignons (5 oz.)
- 4 Air-Chilled Boneless Chicken Breasts (5 oz.)
- 4 Boneless Pork Chops (5 oz.)
- 4 PureGround® Filet Mignon Burgers (6 oz.)
- 4 Individual Scalloped Potatoes (3.8 oz.)
- 4 Caramel Apple Tartlets (4 oz.)
- 1 Omaha Steaks Seasoning (3 oz.)

8 FREE PureGround® Filet Mignon Burgers (6 oz.)

78045ZMJ separately \$269.94 **\$129.99**

SPECIAL INTRODUCTORY PRICE

GET 8 FREE FILET MIGNON BURGERS

A \$37 value!



ORDER NOW!

OmahaSteaks.com/Savory1330 | 1.833.685.0091

Ask for your FREE burgers with offer 78045ZMJ

THE BEST STEAKS OF YOUR LIFE OR YOUR MONEY BACK

Savings shown over aggregated single item base price. Limit 2, 8 free 6 oz. burgers will be sent to each shipping address that includes 78045. Standard S&H added per address. While supplies last. Items may be substituted due to inventory limitations. Some products may not be available for sale in your area. Sales are subject to OmahaSteaks.com/terms-of-use. Expires 03/31/25. 24M7123 | Omaha Steaks, LLC

CTE

Continued from page A1

agencies and colleges were on hand to discuss their health science employment and programs, emphasizing how students can take advantage of dual-enrollment options and scholarships to further their education. The expo highlighted the importance of CTE pathways in preparing students for the workforce and the various preparation routes a student could take to gain the necessary skills and training.

As the nation grapples with an escalating shortage

of healthcare professionals, particularly in rural areas, the Quad City Health Science Careers Expo aims to inspire the next generation to consider careers in this vital field. Attendees were introduced to a variety of health science disciplines, including nursing, emergency medical services, medical technology, mental health, and health administration through interactive displays, activities, and presentations from local experts.

Mike Maltais: 360-333-8483 or michael@ward.media



COURTESY OF BREWSTER SCHOOL DISTRICT

Brandy Bookwalter, left, RN, Flight Nurse/Business Area Manager for Life Flight Network, guides students on intubation and CPR.



COURTESY OF BREWSTER SCHOOL DISTRICT

Students get a close up look at the LifeFlight helicopter interior.



COURTESY OF BREWSTER SCHOOL DISTRICT

The LifeFlight helicopter parks on the Brewster Middle School field.



COURTESY OF BREWSTER SCHOOL DISTRICT

Patrick Tracy, right, Medical Lab Tech Director, Wenatchee Valley College, instructs students on phlebotomy skills.



COURTESY OF BREWSTER SCHOOL DISTRICT

Connor Wiggs, center, volunteer firefighter for Douglas Okanogan County Fire District 15, demonstrates the various tools used for extrication during vehicle accidents.

Bridgeport Council

Continued from page A1

for the sculptures following an initial examination of the wood conditions.

As an earlier inspection by city public works reported, some of the sculptures, particularly those carved first and lining the north side of Foster Creek Avenue, are in the most urgent need of attention. The Storwicks advised that each sculpture would be carefully assessed to determine the extent of decay and how best to treat and stabilize the deterioration.

“The last six or seven years we have transformed our business...and now throughout the state of Washington we get called to do some pretty neat projects because (clients) figure we have the horsepower, experience, and willingness to figure out how to safely and sanely do things,” said Kenny. “The main thing is to preserve the art.”

Several questions from the council explored methods to remove insect infestations and prevent moisture from wicking up the trunks of the rehabbed sculptures.

Mike Bjornstad suggested using electrical or red concrete in place of regular concrete that is applied over buried electrical lines. Bjornstad said the brick red color would add to the appeal of the base and eliminate the need to purchase expensive

facing stone to cover the gray concrete.

To prevent water from seeping under the base plate and wicking up the sculpture, the plate would be smaller than the trunk to allow it to harmlessly shed runoff.

In a side note about one particular sculpture, the Storwicks noted that artist/carver Jacob Lucas created the Mountain Man trunk after the likeness of Storwick friend Craig Byers.

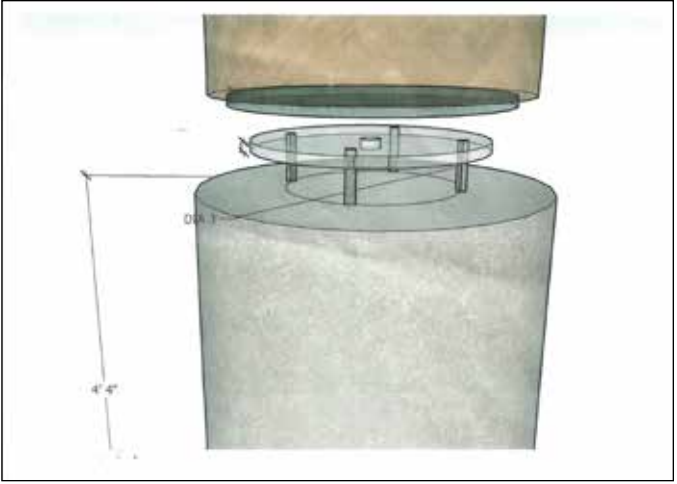
The contractor calculated a rough estimate of \$2,200 to \$3,000 per tree for the 24 trunks with allowance for differences in trunk configuration and condition. Mayor Sergio Orozco conceded that one or more may be beyond saving though preserving the artwork is primary.

West said he plans to remove a sycamore in Marina Park that may serve as a source of matching replacement wood pieces if some is needed for bases or other parts.

The Storwicks said they could begin work in as little as three weeks once a contract is finalized. Following their departure the council voted to proceed with the initial trunk borings to determine the condition of the wood samples not to exceed a maximum cost of \$5,000 to complete that step.

West noted that among the recent work the Storwicks have done is removal and grinding of the orchard trees on the PUD property adjacent to Wells Dam.

Mike Maltais: 360-333-8483 or michael@ward.media



COURTESY OF CITY OF BRIDGEPORT

A fitted metal plate attached to the cut base of a sculpture illustrates how the trunk would be attached to a new base.

The LifeFlight helicopter parks on the Brewster Middle School field.



Bridgeport Bar

Continued from page A1

Bridgeport, Brewster, and Pateros. The fire at L&M Hobbies on Highway 173 on Bridgeport Bar was about midway between the Rocky Butte and Bridgeport stations. The Rocky Butte crew arrived on the scene first.

Sources at the station said

the single-story commercial structure, located on the corner of Diagonal Street NE and Hwy.. 173 was fully engulfed. As the other stations arrived, Department of Transportation and Douglas PUD personnel temporarily closed Hwy. 173 as flames from the inferno encroached on the roadway.

Brewster station chief Dylan Gamble said his crew arrived

four to five minutes after Rocky Butte.

“The building was fully involved when we got there,” Gamble said. “We hit it pretty hard but there was a lot of fuel in the building.”

No injuries were reported, and the cause of the blaze is unknown at this writing.

Mike Maltais: 360-333-8483 or michael@ward.media

BUSINESS & SERVICE DIRECTORY

THREE RIVERS HOSPITAL

24-Hour Emergency Care

Family Practice Clinic

Women’s Health

Surgical Services

Laboratory & Radiology

Physical Therapy

(509) 689-2517

507 & 415 Hospital Way

Brewster

Be prepared before the next power outage.

It’s not just a generator.

It’s a power move.™

Receive a free 5-year warranty with qualifying purchase* – valued at \$535.

Call 888-674-7053 to schedule your free quote!

*Terms and Conditions apply.

GENERAC

ADD YOUR BUSINESS OR SERVICE TO THIS DIRECTORY:

509-731-3321

LeafFilter

GUTTER PROTECTION

CALL TODAY FOR A FREE INSPECTION!

1-888-360-1582

20% OFF

Your Entire Purchase*

10% OFF

Seniors + Military

++ We offer financing that fits your budget!†

*See Representative for full warranty details. *One coupon per household. No obligation estimate valid for 1 year. †Subject to credit approval. Call for details. AR 366929921, AZ ROC 344027, CA 1035795, CT HIC 0671520, FL CBC056678, IA C127230, ID REC-S1604, LA 559544, MA 176447, MD MHIC111225, MI 262300173, 262300318, 262300328, 262300329, 262300330, 262300331, MN IR731804, MT 226192, ND 47304, NE 50145-22, 50145-23, NJ 13VH09953900, NM 408693, NY H-19114, H-52225, OR 218294, PA 179643, 060383, RI GC-41354, TN 101881, UT 10783038-5201, VA 2705169465, WA LEAFPNW8222, WV W0056912.

WESLEY FINANCIAL GROUP

You CAN Cancel Your Timeshare

We have helped over 30,000 American families save over \$450,000,000 in timeshare debt and maintenance fees. We can help you too.

Get your free information kit and see if you qualify:

Call 1.855.717.4567

This is an Advertisement. Wesley Financial Group, LLC ("WFG") and/or its affiliates, successors, or assigns are not lawyers and/or a law firm and does not engage in the practice of law or provide legal advice or legal representation. Actual results depend on each client's distinct case and no specific outcome is guaranteed.

inogen

INOGEN® PORTABLE OXYGEN CONCENTRATORS

Call us toll-free at 1-833-794-1675

†30-day risk-free trial. Return within 30 days of purchase for a full refund of purchase price. INOGEN® is a trademark of Inogen, Inc. The usage of any Inogen, Inc. trademark is strictly forbidden without the prior consent of Inogen, Inc. All other trademarks are trademarks of their respective owners or holders.

Donate Your Vehicle

Call (877) 225-8568 to donate your car, truck, boat, RV, and more today!

Support Veteran Nonprofits.

Free Pickup & Towing.

Top Tax Deduction.

Donate Your Vehicle Today

877-225-8568

www.veterancardonations.org/dnt71

While we appreciate every donation, in some cases, we find that we are unable to accept certain vehicles, watercraft, and/or recreational vehicles due to the prohibitive costs of acquisition. If you have any questions, please give us a call at (877) 225-8568.

Veteran Car Donations

BECOME DEBT FREE IN AS LITTLE AS 24-48 MONTHS

If you owe more than \$10,000 in credit card or other unsecured debt, see how we can help.

SEE HOW MUCH YOU COULD SAVE

Call today:

+1 (844) 707-1698

We Buy Houses For Cash!

Liz Buys Houses Connects Home Sellers with Legitimate Cash Buyers Nationwide! No Repairs. No Fuss.

Fair Cash Offer

Quick Closing

No Realtor Fees

No House Repairs

Simple Home Sale

Convenient Closing Date

Call (888) 720-3848



WARD MEDIA

Classifieds

Email your Classifieds & Legal Notices to:
classifieds@ward.media
or call 509-293-6780

PUBLISHER'S NOTICE

All real estate advertising in this newspaper is subject to the Fair Housing Act, which makes it illegal to advertise "any preference, limitation or discrimination based on race, color, religion, sex, handicap, familial status or national origin, or an intention to make any such preference, limitation or discrimination." This newspaper will not knowingly accept any advertising for real estate that is in violation of the law. To complain of discrimination call HUD at 1-800-669-9777. The number for hearing impaired is 1-800-927-9275.



CORRECTIONS: Ward Media LLC shall be responsible for corrections to advertisements on the first publication only. The advertiser will be responsible for the corrections made thereafter. Ward Media LLC shall not be responsible for slight changes or typographical errors that do no lessen the value of the advertisement. Ward Media LLC's liability for other errors or omissions in connection with an advertisement is strictly limited to the publication of the advertisements in any subsequent issue. No monetary refunds will be given. For more information call 509-548-5286.



WARD MEDIA

Announcements

Miscellaneous

We buy 8,000 cars a week.

Sell your old, busted or junk car with no hoops, haggles or headaches. Sell your car to Peddle. Easy three step process. Instant offer. Free pickup. Fast payment. Call 1-888-684-5494

We Buy Houses for Cash AS IS!

No repairs. No fuss. Any condition. Easy three step process: Call, get cash offer and get paid. Get your fair cash offer today by calling Liz Buys Houses: 1-888-720-3848

DIRECTV-

All your entertainment. Nothing on your roof! Sign up for Directv and get your first three months of Max, Paramount+, Showtime, Starz, MGM+ and Cinemax included. Choice package \$84.99/mo. Some restrictions apply. Call DIRECTV 1-888-492-3055

SunSetter. America's Number One Awning!

Instant shade at the touch of a button. Transform your deck or patio into an outdoor oasis. Up to 10-year limited warranty. Call now and SAVE \$350 today! 1-888-670-2385

Prepare for power outages with Briggs & Stratton; PowerProtect(TM)

standby generators - the most powerful home standby generators available. Industry-leading comprehensive warranty - 7 years (\$849 value.) Proudly made in the U.S.A. Call Briggs & Stratton 1-888-358-4047.

ELIMINATE GUTTER CLEANING FOREVER!

LeafFilter, the most advanced debris-blocking gutter protection. Schedule a FREE LeafFilter estimate today. 20% off Entire Purchase. 10% Senior & Military Discounts. Call 1-888-360-1582.

General Interest



Resolve Conflict Now!
509-521-6441
NCWMediation.net

Employment

Help Wanted

The Bridgeport School District has the following opening for the 2025-26 school year: **Secondary Special Education Teacher.** The position is open until filled. Apply on-line: <https://www.bsd75.org/page/employment-opportunities>. For further information, please contact the HR office at 509-686-5656 or email jobs@bsd75.org. BSD is an Equal Opportunity Employer.

Finance/ HR Assistant Full Time

Organization: **Okanogan County Transit Authority (TranGO)** TranGO is looking for a full-time Finance/HR Assistant. This position is hourly non-exempt. Compensation is \$26.20 per hour. Benefits include health, dental, vision, life insurance (see website for benefit details), retirement, sick leave, and vacation. Responsible for assisting in operations in the areas of accounting, finance, budget, procurement, and contracts. Assists in the agency's human resources programs including recruitment, labor relations, compensation and benefit administration, staff development, drug testing program and record keeping in accordance with state, federal, and local laws. Bilingual, English/Spanish preferred. Please visit www.okanogantransit.com for required qualifications, application, and job description. A complete application including a resume and cover letter must be submitted in order to be considered for the position. E-mail your completed application to financehr@okanogantransit.com or mail to TranGO, PO Box 507, Okanogan WA 98840

Application Deadline: Open until filled. Okanogan County Transit Authority is an Equal Opportunity Employer.

Help Wanted

Administrative Assistant Full-time

Organization: **Okanogan County Transit Authority (TranGO)** TranGO is looking for a full-time Administrative Assistant. This position is hourly non-exempt. Compensation is \$20.33 – 21.99 per hour – DOE. Benefits include health, dental, vision, life insurance, (see website for benefit details) retirement, sick leave, and vacation. Responsible to perform a variety of front desk, clerical, administrative office support functions and customer service duties. Bilingual English / Spanish preferred. Please visit www.okanogantransit.com for required qualifications, application, and job description. A complete application including a resume and cover letter must be submitted in order to be considered for the position. E-mail your completed application to financehr@okanogantransit.com or mail to TranGO, PO Box 507, Okanogan WA 98840

Application Deadline: Open until filled. Okanogan County Transit Authority is an Equal Opportunity Employer.

Road Supervisor Full-time

Organization: **Okanogan County Transit Authority (TranGO)**

TranGO is hiring a full-time Road Supervisor. This position is hourly non-exempt. Compensation is \$30.73 – 33.24 per hour - DOE. Benefits include health, dental, vision, life insurance (see website for benefit details), retirement, sick leave, and vacation. This position assists in overseeing the bus drivers, the maintenance of our transit system, and ensuring the safe and efficient transportation of passengers. Bilingual, English / Spanish preferred. Please visit www.okanogantransit.com for required qualifications, application, and job description. A complete application including a resume and cover letter must be submitted in order to be considered for the position. E-mail your completed application to financehr@okanogantransit.com or mail to TranGO, PO Box 507, Okanogan WA 98840

Application Deadline: Open until filled. Okanogan County Transit Authority is an Equal Opportunity Employer.

Help Wanted



School District is seeking qualified applicants for the following position:

Bus Drivers

Paid Training Benefits and PTO Please call Lori Duncan @ (509) 548-6039 for more information.

Fast Track application process and information can be found on our website at www.cascadesed.org EOE

PUD No. 1 of Okanogan County is seeking to fill the Director of Finance, Accounting and Administration position headquartered in our Okanogan office.

Please see www.okanoganpud.org for job description, requirements and submit application with resume. Okanogan PUD is an equal opportunity provider and employer.

Legals

Public Notices

Ordinance #540

A summary of an ordinance of the Town of Mansfield, Washington, amending Chapter 3.35 of the Mansfield Municipal Code related to cellular telephone service and utility tax. This ordinance being summarized for publication per RCW 25.27.300. Adopted this 13th day of March, 2025 in regular session at the Mansfield Town Hall, Mansfield, Washington. Published in the Quad City Herald March 26, 2025. #9646

Public Notices

IN THE SUPERIOR COURT OF THE STATE OF WASHINGTON IN AND FOR THE COUNTY OF DOUGLAS In the Matter of the Estate of ORBIT A. ROE, Deceased. No. 25-4-00011-09 PROBATE NOTICE TO CREDITORS

The Administrator named below has been appointed as the Administrator of this estate. Any person having a claim against the Decedent must, before the time the claim would be barred by any otherwise applicable statute of limitations, present the claim in the manner as provided in RCW 11.40.070 by serving on or mailing to Administrator at the address stated below, a copy of the claim and filing the original of the claim with the court. The claim must be presented within the later of: (1) Thirty days after the Administrator served or mailed the notice to the creditor as provided under RCW 11.40.020(3); or (2) four months after the date of first publication of the notice. If the claim is not presented within this time frame, the claim is forever barred, except as otherwise provided in RCW 11.40.051 and 11.40.060. This bar is effective as to claims against both the Decedent's probate and non-probate assets. Date of First Publication: March 12, 2025 Administrator: Dustin R. Roe Attorney for the Administrator: Steven Wee, Esq. Address for Mailing or Service: 708 N. Argonne Road, Suite 1B Spokane Valley, WA 99212 Steven Wee, WSBA # 30620 Attorney for the Administrator Published in the Quad City Herald March 12, 19, 26, 2025. #9567

Public Notices

Request for Statement of Qualifications

The Town of Mansfield is inviting Statements of Qualifications and performance information from firms interested in providing professional municipal engineering, architectural and land surveying services for the 2025-2027 calendar years in conjunction with town sponsored projects. The Town projects for which services are sought may include: infrastructure improvements, roadway improvements, planning studies, design plans, specifications, and services during construction for street and utility improvements. These projects may be funded by TIB, USDA, CDBG, DWSRF, PWB, SRF/Centennial Clean Water and federal stimulus funds. Qualifications and performance statements will be reviewed and placed on file for the 2025-2027 calendar years. These qualifications will be used as the source from which to select qualified firms to complete projects.

Proposal Elements

Each proposal is limited to fifteen (15) double-sided pages (thirty (30) pages total, excluding cover and dividers), and should present the team qualifications for projects and identify the following:

- The Project Team, including Sub-consultants, expertise and experience with similar projects including designing Infrastructure projects, public streets, sidewalks, water, sanitary sewer, and storm drainage facilities. Include the following: *Project Name *Location *Brief description of the project *Firms role in the project *Project reference and contact phone number
- 2. The Projects Team's approach to the engineering and architectural projects.
- 3. The Project Team's approach to coordinating with the Town.
- 4. Qualifications of the proposed Project Team members, including any sub-consultants proposed for the design effort and their availability.
- 5. A description of experience in working with the public sector and elected officials in small communities.
- 6. A description of experience in working on projects and with state and/or federal funding. Firms shall submit three (3) bound copies of their qualifications.

Selection of Process and Evaluation Criteria

A committee of City personnel will evaluate and rate the proposals to these criteria:

- Project team experience with Mansfield or other small community projects. (15%)
- Project team approach to engineering projects. (15%)
- Project team approach to working with the town. (20%)
- General qualifications of the team. (15%)
- Experience working with the public sector and elected officials in small communities. (20%)
- Experience with working with state and federally funded projects. (15%)

The Town in accordance with Title VI of the Civil Rights Act of 1964, 78 Stat. 252, 42 U.S.C 2000d to 2000d-4 and Title 49, Code of Federal Regulations, Department of Transportation, Subtitle A, Office of the Secretary, Part 21, Nondiscrimination in Federally-assisted programs of the Department of Transportation issued pursuant to such Act, hereby notifies all consultants that it will affirmatively ensure that in any contract entered into pursuant to this advertisement, disadvantaged business enterprises as defined at 49 CFR Part 26 will be afforded full opportunity to submit bids in response to this invitation and will not be discriminated against on the grounds of race, color, national origin, or sex in consideration for an award. Minority and women-owned firms are encouraged to submit Statements of Qualification. The Town of Mansfield is an equal opportunity and affirmative action employer. Questions regarding this solicitation would be directed to the Town of Mansfield, at the following address: 26 Main Street, PO BOX 218, Mansfield, WA 98830. Response of interested firms is requested no later than April 7, 2025. Published in the Quad City Herald March 19, 2025 and March 26, 2025. #9578

Public Notices

Superior Court for the State of Washington, in and for the county of SNOHOMISH

Estate of: DONALD MICHAEL MOLVIK, Deceased.

Case No. 25-4-00438-31 AMENDED NOTICE TO CREDITORS

The Personal Representative named below has been appointed as Personal Representative of this Estate. Any person having a claim against the Decedent that arose before the Decedent's death must, before the time the claim would be barred by any otherwise applicable statute of limitations, present the claim in the manner as provided in RCW 11.40.070 by serving on or mailing to the Personal Representative or the Personal Representative's attorney at the address stated below a copy of the claim and filing the original of the claim with the court. The claim must be presented within the later of: (a) Thirty days after the Personal Representative served or mailed the notice to the creditor as provided under RCW 11.40.020(1)(c); or (b) four months after the date of first publication of the notice. If the claim is not presented within this time frame, the claim will be forever barred, except as otherwise provided in RCW 11.40.51 and 11.40.060. This bar is effective as to claims against both the Decedent's probate and non-probate assets. DATE OF FILING NOTICE TO CREDITORS WITH COURT CLERK: March 13, 2025 DATE OF FIRST PUBLICATION: March 19, 2025 PERSONAL REPRESENTATIVE: PATRICK MOLVIK ATTORNEY FOR THE PERSONAL REPRESENTATIVE: Douglas W. Purcell Rachel J. Wright Purcell Legal & Mediation Services, PLLC 7127 196th Street, S.W., Suite 201 Lynnwood, WA 98036 (425) 774-0444 Published in the Quad City Herald March 19, 26 and April 2, 2025. #9617

Spread the News about your COMMUNITY EVENT online at

ncw.news/
leavenworthecho.com
cashmerevalleyrecord.com
lakechelanmirror.com
qcherald.com



NCW News Network

Leavenworth Echo

Cashmere Valley Record

Lake Chelan Mirror

Quad City Herald



qcherald.com


NCW NEWS

Discover the heart of North Central Washington with NCW News – your premier source for local stories, insights, and community updates.

Stay informed, stay connected. <https://ncw.news/>



Cooking Up Facts and Opinions



FACTS are pieces of information based upon things that can be measured, counted or seen by anyone.

OPINIONS describe how someone feels or thinks about a thing or event. They can vary from person to person.

How Much is a Glob?

Ask friends to tell you how big a glob is. Color one space for each person's answer to graph the results.

The size of a pea	The size of a golf ball	A few spoonfuls	About a handful
<div></div>	<div></div>	<div></div>	<div></div>
<div></div>	<div></div>	<div></div>	<div></div>
<div></div>	<div></div>	<div></div>	<div></div>
<div></div>	<div></div>	<div></div>	<div></div>
<div></div>	<div></div>	<div></div>	<div></div>
<div></div>	<div></div>	<div></div>	<div></div>
<div></div>	<div></div>	<div></div>	<div></div>
<div></div>	<div></div>	<div></div>	<div></div>
<div></div>	<div></div>	<div></div>	<div></div>

5 + 5 = Teaspoon

4 + 8 = Tablespoon

2 + 2 = Cup

7 + 7 = ¼ cup

3 + 2 = Glob

9 + 6 = Smidgeon

5 + 6 = Dollop

8 + 8 = Quart

1 + 2 = Pinch

7 + 6 = Dash

1 + 1 = Gallon

3 + 4 = Morsel

8 + 2 = Ounce

3 + 6 = Tad

Cooking with a recipe that uses measurements everyone understands helps to recreate a food dish that tastes similar each time it is cooked.

Which of the following measurements are always the same factual amount? **Do the math.** Ones with even answers are **facts**. Odd answers are **opinions**.

Standards Link: Math: Identify standard measurements.

Food Truck Facts

Heroes on the Go is a popular sandwich food truck. Read what each customer is saying. Circle the statements that are **FACTS** in **GREEN**. Circle the **OPINIONS** in **RED**.



Standards Link: Language Arts: Differentiate between fact and opinion.

Fun Facts

Look through today's newspaper for five facts. List the facts and circle any you think are fun to know. Whether or not the fact is fun would be your opinion.

Standards Link: Language Arts: Use different genres to locate facts and opinions.

Kid Scoop Puzzler

Look at the picture of the ice cream sundae. Write one **FACT** and one **OPINION** about the picture.

FACT:

OPINION:



Standards Link: Language Arts: Use different genres to locate facts and opinions.

Double Double Word Search

BALL
CHEESE
COOKIE
CUP
FACTS
GLOB
GRAPH
OPINIONS
QUART
RECIPE
SALT
SAME
SANDWICH
TIME
WORLD

Find the words by looking up, down, backwards, forwards, sideways and diagonally.

G	S	R	E	C	I	P	E	S	Q
T	L	A	S	C	Q	W	J	A	C
R	G	O	N	U	O	F	V	M	H
A	F	R	B	D	P	O	B	E	E
U	V	A	A	U	W	Q	K	M	E
Q	L	J	C	P	Z	I	M	I	S
L	E	R	Y	T	H	Q	C	T	E
D	L	R	O	W	S	N	Q	H	T
H	O	P	I	N	I	O	N	S	Y

Standards Link: Letter sequencing. Recognize identical words. Skim and scan reading. Recall spelling patterns.

Kid Scoop Together

Cookie Combos

Work with a friend to draw a line to connect each pair of identical cookies. Can you find the one unique cookie?



Standards Link: Science: Observation: Identify similarities & differences in common objects.

FREE DOWNLOAD:
Kid Scoop
Teacher
Activity Pack!

With hundreds of topics, every **Kid Scoop** printable activity pack features six-to-seven pages of high-interest extra learning activities for home and school! Get your free sample today at:

kidscoop.com/activity-pages/

Kid Scoop VOCABULARY BUILDERS

This week's word:
OPINION

The noun **opinion** means what one thinks or believes about something or somebody.

In my **opinion**, broccoli is the very best vegetable of them all.

Try to use the word **opinion** in a sentence today when talking with your friends and family members.



7 garden growing basics for beginners

Growing your own produce is an all-around smart practice

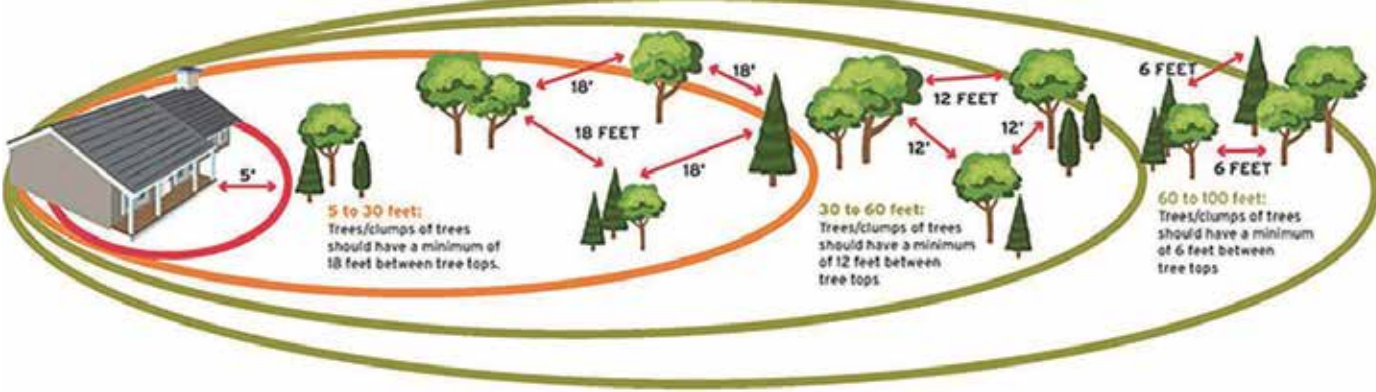
Create inviting outdoor spaces
A few pops of color can help make your yard look superb

Clever storage ideas for small spaces
You can almost always find a spot or two for extra storage

STOCK PHOTO

Creating a fire-resistant landscape Protecting your home from wildfire

TREE SPACING



NATIONAL FIRE PROTECTION ASSOCIATION (NFPA)

Proper tree spacing is a key factor in wildfire defense. This diagram illustrates recommended distances between tree canopies within different Home Ignition Zones. In the **Intermediate Zone (5-30 feet)**, trees should be spaced at least 18 feet apart. In the **Extended Zone (30-60 feet)**, a minimum of 12 feet between tree canopies is advised, while in the **outermost zone (60-100 feet)**, trees should have at least 6 feet of separation. Maintaining these distances helps slow fire spread and reduces the risk of flames reaching a home.

For homeowners in wildfire-prone areas, strategic landscaping can be a critical line of defense against encroaching flames. By designing an outdoor space with fire-resistant principles in mind, residents can significantly reduce the risk of wildfire damage to their homes.

Understanding defensible space

The concept of defensible space, as outlined by the National Fire Protection Association's (NFPA) Firewise program, divides a property into three distinct zones that work together to slow or stop the spread of wildfire. Each zone has specific landscaping and maintenance recommendations to minimize fire hazards.

Immediate zone (0-5 feet): your first line of defense

The area closest to your home is the most vulnerable to flying embers, which are a leading cause of home ignitions during wildfires. To safeguard this space:

- Keep roofs and gutters free of leaves and debris.
- Choose non-combustible ground covers such as gravel, stone, or concrete rather than flammable

- mulch.
- Remove all dried vegetation, dead plants, and anything that could serve as fuel.
- Avoid planting shrubs or trees that touch your home's siding, as they can ignite and spread flames to the structure.
- Install metal mesh screens (1/8-inch or smaller) over vents to prevent embers from entering.

Intermediate zone (5-30 feet): reducing fire intensity

This area serves as a buffer between your home and the surrounding landscape, helping to reduce the intensity of flames should a fire reach your property. Best practices include:

- Maintaining a well-irrigated and trimmed lawn with grass no taller than four inches.
- Spacing trees at least 10 feet apart to prevent fire from jumping from one to another.
- Removing "ladder fuels"—vegetation that allows fire to climb from the ground to treetops.
- Pruning tree branches 6-10 feet from the ground to prevent flames from reaching the canopy.

- Using fire-resistant plants such as lavender, yarrow, and certain succulents, which contain less resin and sap, making them less likely to ignite.

Extended zone (30-100 feet): slowing the fire's spread

In this outermost zone, the goal is to break up the fire's path and slow its advance before it reaches your home. Homeowners should:

- Remove dead trees, branches, and underbrush.
- Keep at least 12 feet of space between tree canopies.
- Stack firewood and other combustible materials at

- least 30 feet from the home.
- Create firebreaks with gravel paths, driveways, or low-growing, fire-resistant vegetation.

Emergency preparedness: have a plan in place

While creating a defensible space around your home greatly reduces risk, it's essential to have an emergency plan in case evacuation becomes necessary. The Firewise program recommends:

- Keeping an emergency supply kit with important

- documents, medications, and essentials.
- Establishing multiple evacuation routes and practicing them regularly.
- Creating a plan for pets and livestock.
- Staying informed with real-time updates from local fire officials and emergency services.

Choosing fire-resistant materials

In addition to thoughtful landscaping, selecting the right construction materials for your home and outdoor structures can make a

significant difference in its ability to withstand wildfire. According to the NFPA, the best fire-resistant materials include:

- **Roofing:** Class A fire-rated materials such as metal, clay tiles, concrete shingles, or asphalt composite shingles.
- **Siding:** Fiber cement, stucco, brick, or stone.
- **Windows:** Dual-pane tempered glass, which is more resistant to heat and breaking than single-pane glass.
- **Decking:** Fire-resistant materials such as composite decking, concrete, or tile instead of untreated wood.

Protect your property, protect your community

Wildfires are an increasing threat in many regions, but proactive homeowners can take steps to minimize risk. By implementing fire-resistant landscaping and construction techniques, you not only protect your home but also contribute to the safety of your neighborhood.

For more information on fire preparedness, visit [Firewise.org](https://www.firewise.org) or contact your local fire department for guidance on regional best practices.

3 ways to a more comfortable and efficient home this spring

By CATHY MORRIS
Chelan PUD Customer Energy Solutions

Are you cranking up the heat in winter and blasting the AC in summer—yet still feeling uncomfortable? This can be frustrating and lead to higher electricity bills.

Spring is the perfect time to assess your home's energy usage and make improvements that enhance comfort while lowering costs for years to come.

The best part? It's easier than you think! Chelan PUD's Customer Energy Solutions team recommends starting with these three key areas:

1. Air Seal and Insulate

Hot air moves to colder areas through the path of least resistance. If your home isn't properly sealed, conditioned air escapes, making your heating and cooling system work harder—wasting energy and money.

Sealing air leaks and adding insulation is one of the easiest ways to improve efficiency and comfort by slowing down—and even preventing—the conditioned air from escaping your home.

- **Check for air leaks** around windows, doors, walls, and ceilings. Use caulk, weather stripping, or door sweeps to seal gaps.

- **Insulate your attic.** Many Chelan County homes—especially homes built before 1980—do not have proper attic insulation. Use a ruler or tape measure in your attic—look for at least 12 inches of insulation for better resistance against heat and cold.
- **Seal and insulate first** before upgrading heating and cooling systems for maximum savings.

2. Give Your Heating and Cooling System Some Attention

With Chelan County's cold winters and hot summers,

about 50% of an electrically-heated home's power bill will go toward heating and cooling the home. Give your heating and cooling system some attention and reap the year-round benefits.

- **Schedule an equipment service.** Make an annual service appointment to have a technician check the charge of refrigerant, clean compressor coils and to make sure that it is running efficiently.
- **Check filters.** Cleaning or replacing furnace filters is an easy way to use less electricity. A clogged filter restricts airflow, making your system work

- harder and shortening its lifespan.
- **Consider upgrading to a heat pump.** Heat pumps move heat rather than generate it, making them a cost-effective, energy-efficient way to comfortably heat and cool your home.

3. Adjust Your Thermostat Settings

The bigger the difference between indoor and outdoor temperatures, the more energy you use. Small thermostat adjustments can help reduce waste and lower costs.

- **Set it right.** Try setting the thermostat at 68°F in winter and 78°F in summer, adjusting gradually for comfort.
- **Lower the temperature when away.** Drop it 2-3°F with a heat pump or up to 10°F with a furnace or

baseboard heater when you're out.

- **Use "Auto" mode on a heat pump** to allow it to switch to auxiliary heating only when necessary, preventing energy waste.
- **Upgrade to a smart thermostat.** These devices adjust temperatures based on your schedule to reduce energy waste and keep you comfortable. Plus, you can control them remotely from your phone whether you're relaxing at home or on vacation.

Ready to get started? Chelan PUD offers cash-back rebates to help you make energy-saving upgrades. Our energy advisors are here to guide you through the process.

Visit [chelanpud.org/save](https://www.chelanpud.org/save) or call Chelan PUD Customer Energy Solutions at (509) 661-8008 for more information.



7garden growing basics for beginners

Family Features

Growing your own produce is an all-around smart practice, from the money you'll save at the grocery store to the contributions you can make toward a cleaner planet.

Maintaining a garden takes some effort, but it's a project even a beginner can tackle with ease. Consider these tips to start growing your at-home garden:

- 1. Select a perfect spot.** You'll want to place your garden in an area where you see it often so you're reminded to weed and care for it regularly. Find a flat area you can access easily, where erosion and other pitfalls (including hungry wildlife) won't be a problem.
- 2. Choose between ground and containers.** There are pros and cons to gardening in containers vs. the ground, and there's no universal right choice. Rather, the best garden depends on your goals and preferences. A ground garden usually offers more space and may provide a better growth environment for roots. However, a container garden is often
- 3. Understand the importance of quality soil.** You may think any dirt will do, but keep in mind the soil you plant in will be the primary source of nutrients for your produce. Not only that, but quality soil provides stability so plants can root firmly and grow healthy and sturdy to support their bounty. Quality soil also allows for ample drainage. Organic matter like compost, leaf mold or aged manure all help improve soil quality.
- 4. Keep water close.** Lugging water can quickly eliminate the pleasure of tending your garden, so be sure you're situated near a hose. You'll know it's time to water when the soil is dry about an inch below the surface.
- 5. Plan for plenty of sun.** A bright, sunny spot is a must, since most vegetables, herbs and fruits depend on six or more hours of sun every day. Remember the sun's path changes throughout the year, and as trees and foliage grow, they may produce more

easier to maintain and may be all you need if you wish to grow just a few plants.

shade with each growing season.

- 6. Consider what you'll grow.** Starting with veggies you know you like is a smart starting point since you'll be pouring sweat equity into making them grow. Over time, you might add new varieties, but early on, keep your focus on foods you know you like so you can see a meaningful return and avoid waste. You'll also need to consider what you can grow to maturity within your area's growing season. If necessary, you might want to start transplants you can nurture indoors before moving them outside when the temperatures allow.
- 7. Plant according to a calendar.** Knowing how long it takes different foods to mature will help you create a planting calendar. You don't want to harvest everything at once, and if you stagger planting and replant what you can, you'll have a garden that produces food for your family for a longer period of time.

Find more helpful tips for managing your home and garden at eLivingtoday.com.



COURTESY OF UNSPLASH



STOCK PHOTO

The benefits of dethatching your yard

Dethatching can be performed with a manual or powered rake, or a rotary broom.

StatePoint

Dethatching your lawn has numerous benefits. But if you're not sure what dethatching is or how to do it, you may be wondering if it's really worth all the effort.

To shed light on dethatching, lawn care equipment manufacturer, Exmark is answering some frequently asked questions.

What is Thatch? Thatch is a compacted layer of grass and plant stems, leaves, roots, and other organic debris that builds up faster than it can decompose. It accumulates right below the surface of your lawn and right on top of the soil, at the base of your grasses' blades. Overly thick thatch blocks water and fertilizer from reaching the grasses' roots, causing them to be trapped and vulnerable to heat, drought and stress—further stunting your lawn's health and growth. However, thatch isn't always a bad thing—a layer that's less than a quarter-inch thick is normal and isn't cause for alarm. It actually helps reduce soil compaction and water loss through evaporation, and it

increases tolerance for cold and heat by protecting the growing blades.

When Should You Dethatch Your Lawn? For warm-season grasses, it's best to dethatch in the late spring or early summer, and for cool-season grasses it's best to do it in early spring or fall. But before you start dethatching, mow your lawn to half its normal height to avoid tearing up any live grass in the process. Then, take out your rake or dethatcher and remove the thatch.

How Do You Dethatch? The process of dethatching is simple. You can purchase a specialized rake, but in a pinch, a regular rake will do. You can also rent a dethatcher to make the job even easier. Your lawn might look a bit ragged afterwards, so you'll need to go over it again—this time just barely skimming the top of your lawn to remove all the loose debris that you just dug up. But before you start, call up your local utility company and have them mark any buried lines to avoid unwanted surprises.

What are the Benefits of Dethatching Your Lawn? The time and effort that it

takes to remove thatch pays huge dividends. Primarily, it exposes your soil to warmth and sunlight, helping carbon dioxide and key nutrients reach your grasses' roots, resulting in deeper growth. It also encourages the effectiveness of fertilizers and reduces water pooling on the surface of your yard by facilitating drainage. And, it helps fight back against invasive weeds that thrive in conditions created by a heavy thatch layer. Best of all, it promotes an overall healthier, greener lawn.

For more insights, watch "The Benefits of Dethatching," an episode of "Backyard Smart," an original series from lawn care equipment manufacturer, Exmark. To watch the video, visit Backyard Life, which is part of a unique multimedia destination with a focus on helping homeowners improve their outdoor living spaces. There you can also download additional tips and view other Exmark Original Series videos.

Now that you have the lowdown on dethatching, it's time to get outside and free up your soil. Your lawn will thank you later.

We are the leading provider of Organic Landscaping supplies for North Central Washington

509-663-3833
Wenatchee

509-687-2275 (BARK)
Manson

Family Owned – Celebrating over 40 years in business

NEW PRODUCTS:

- Organic Fertilizer
- Colored Mulch

• Asphalt Grindings • Beauty Bark
• Landscape & River Rock • Sand
• Gravel • Top Soil • Compost
• Wood Chips • Hog Fuel

– Delivery Available –

From Bridgeport to Leavenworth to Quincy and all areas in between, we have you covered!

www.applebarrelbark.com

LIC#INTEGGS935NB

Windows • Doors • Mirrors
Shower Doors
Railings • Skylights

COMMERCIAL | CONTRACTOR | RESIDENTIAL

Ask us about PUD Rebates!

VISIT OUR SHOWROOM!
Monday-Friday 8 a.m.-4 p.m.

509-888-2903 | 131 S. Apple Blossom Drive #105 | Chelan

www.integrityglasschelan.com

Douglas PUD's DIY Checklist

- ☒ Digging? Make sure to call 811 - Call Before You Dig to mark underground utilities.
- ☒ Pruning? Look up and Live! Ladders and electric lines don't mix.
- ☒ Increasing the electric load in your home with a new hot tub? Call Douglas PUD to determine if your current transformer can supply your needs.
- ☒ Installing a generator in case of a winter storm? Please consult a professional to ensure proper installation and safety to our lineworkers.
- ☒ Prep your home for winter heating season: Close or cover foundation vents, clean furnace filters, seal ducts, windows and doors to stop drafts.
- ☒ Adding some outdoor lighting? Consider fixtures that direct the light towards the ground and minimize light trespass into the night sky.
- ☒ Looking to save time and trees? Sign up for SmartHub paperless billing and auto pay!



More information can be found at douglaspud.org or by calling 509-884-7191

Spring

HOME



Make a positive impact by planting a tree

COURTESY OF UNSPLASH

Family Features

There are countless ways you can make your environmental contributions felt. If you'd like to join millions of others in the fight for Mother Earth, consider one of the most popular gifts given back to the world each year: planting a tree.

Consider these tips to properly plant a tree in your own yard.

Choose the Right Tree and Location

Depending on where you live and your desired outcome, choosing the right tree and planting location are critical factors. Larger shade trees help cool homes in warmer climates, evergreens provide privacy and fruit trees offer a grocery store right in your backyard. Consider your available space along with conditions that will impact the tree itself, such as

soil conditions, sun exposure, drainage and more.

Dig Safely

Before digging, remember that proper tree placement requires factoring in underground utility lines, overhead power lines and proximity to sidewalks, driveways and homes. Dial 811, the national call-before-you-dig number, to locate underground utilities and consider contacting an arborist or tree care professional to make sure you've weighed all the important factors.

Break Ground

Dig a hole that's roughly 2-3 times wider than the root ball of your tree and equally as deep as the root ball. Be sure the trunk flare (where the trunk expands at the base of the tree) is partially visible when planted. Remove any wrapping or cover from

the root ball and trunk. Lift from the root ball, not the trunk, to place in the hole then straighten vertically and firmly backfill soil around the root ball to stabilize.

Add Mulch

Mulching helps maintain moisture and improve soil conditions while controlling weed growth. Place a 2-3-inch layer in a 3-foot radius around the base of the tree without touching the trunk itself.

Keep Soil Moist

Make sure your tree has enough water to grow strong by keeping the soil moist. Typically, this means watering just once per week, barring rain, but may require more frequency during especially hot weather.

Find more tips for giving back to Mother Earth at eLivingtoday.com.

Pro tips for maintaining your lawn mower



COURTESY OF SHUTTERSTOCK

Family Features

Most homeowners strive for beautiful yards, but neglecting a key component of lawn maintenance – the lawn mower itself – can lead to issues not only with your lawn but with the machine as well.

A well-maintained mower provides a cleaner cut, which promotes healthier grass growth. Neglecting regular maintenance can result in uneven cuts, scalping and other issues that can damage your lawn. Regular maintenance also ensures your mower operates at peak efficiency, which can extend the lifespan of your mower, saving you

money in the long run by preventing costly repairs or the need for a new machine.

To unlock the full potential of your lawn mower, clean it after each use to prevent buildup of grass clippings and debris, and store it in a dry, sheltered place between uses. Additionally, regular maintenance including checking the oil level, inspecting the air filter and ensuring the blades are sharp can prevent larger issues and keep your mower running smoothly.

- 1. Change the Oil:** Drain the old oil from your mower and refill it with fresh, high-quality engine oil.
- 2. Replace the Air Filter:** A clogged air filter can reduce

- your mower's efficiency. Replace it with a new one to ensure optimal air flow to the engine.
- 3. Change the Spark Plug:** Remove the old spark plug using a spark plug wrench and replace it with a new one. This ensures reliable ignition and efficient fuel combustion.
 - 4. Sharpen the Blades:** Remove the blades and sharpen them using a file or a sharpening tool. Reattach them securely before mowing.
 - 5. Clean the Deck:** Grass clippings and debris can accumulate under the deck. Clean it thoroughly to prevent rust and ensure smooth operation.
 - 6. Inspect the Belts and Cables:** Check for any signs of wear or damage. Replace any worn or frayed belts and cables to avoid future breakdowns.

Visit eLivingtoday.com to find more advice to keep your lawn and garden equipment in pristine condition.

A how-to guide for deep cleaning your grill

Family Features

A clean grill can enhance the flavor of your food, making regular grill maintenance an essential part of your outdoor cooking routine.

Grills, especially those exposed to the elements, can accumulate dirt, rust and food residue that can affect performance and safety. Plus, residual char and grease can impart unwanted flavors and even lead to flare-ups.

Once you've gathered the right tools – a sturdy grill brush with stainless steel bristles, a scraper, a bucket of soapy water, microfiber cloths and grill cleaner or degreaser – consult this step-by-step guide to keep your grill in pristine condition, ensuring delicious

meals every time.

- 1. Preheat the grill for 15 minutes** to loosen any stuck-on residue then turn it off and let it cool slightly.
- 2. Ensure the gas supply is turned off** before cleaning.
- 3. Remove the grates** and scrub them thoroughly with a grill brush and warm, soapy water. Rinse and let dry.
- 4. Clean burners** by wiping them with a damp cloth.
- 5. Scrape the inside of the grill** to remove any debris and use a vacuum to collect loose dirt and ash.
- 6. Wipe down the exterior of the grill** with a microfiber cloth and grill cleaner.
- 7. Reassemble the grill** once all parts are dry and give it a final wipe down.

In between deep cleanings, remember to clean your grill grates immediately after cooking while they are still warm to remove food particles and grease. Find more tips for the grill and beyond at eLivingtoday.com.



COURTESY OF SHUTTERSTOCK

Furniture. Mattresses. Appliances.

We have everything you need for your home.

Trending Must-Haves For Your Home

Appliances Made For Life

General Electric · Kitchen Aid · Maytag
Whirlpool · Speed Queen

Mattresses

Tempur-Pedic · Stearns & Foster · Sealy · Englander

Delivery & Set Up Available · Financing Available

Stop by and visit us today!

ELEVATE HOME

Wednesday – Friday 10 am – 5 pm · Saturday 10 am – 3 pm

208 E. Woodin Avenue · Chelan
509-436-8321 · www.elevate.homes

WEBSTER FURNITURE

Monday – Friday 9 am – 5 pm · Saturday 10 am – 3 pm

332 E. Main Ave, Brewster, WA
509-689-2131 · websterfurniture.com



Create a cozy outdoor space with a backyard firepit



COURTESY OF SHUTTERSTOCK

Family Features

A firepit can serve as a warm and inviting backyard retreat, perfect for roasting marshmallows for s'mores or stargazing while wrapped in cozy blankets. Before you can share time around the firepit with loved ones, however, consider these tips to elevate your outdoor space.

Choosing the Right Design

When it comes to building a DIY firepit, the design you choose can significantly impact the aesthetics and functionality. From classic stone pits to modern metal designs, the options are nearly

endless. Think about the size and shape as well. Circular designs are traditional and encourage conversation while square or rectangular pits offer a more contemporary look.

Gathering Materials and Tools

Essential materials include bricks, stones or metal parts for the structure, as well as gravel or sand for the base. Fireproof materials are a must to ensure safety and longevity. You'll also need tools such as a shovel for digging the base, a level to ensure even construction and adhesive or mortar for binding materials together. Depending on your design, you may require a

metal fire ring, grill grate or mesh cover.

Enhancing Ambiance with Seating and Lighting

Creating a cozy atmosphere around your firepit involves more than just the fire itself. Comfortable seating is essential for making your outdoor space inviting. Choose weather-resistant chairs, benches or DIY log stools arranged in a circle to foster conversation. Ambient lighting from string lights, lanterns or solar-powered path lights can elevate the mood and extend the usability of your firepit into the evening. Consider adding citronella candles or torches

to keep insects at bay while enhancing the ambiance.

Keeping Safety in Mind

Safety should be your top priority when building and using a backyard firepit. Always place your firepit at least 10 feet away from any structures, trees or flammable materials. Make sure the area is clear of dry leaves and other debris that could catch fire. Consider installing a spark screen to prevent embers from escaping and always keep a bucket of water or fire extinguisher nearby.

Visit eLivingtoday.com to find more ideas to enhance your living spaces.

5 steps to get your yard ready for spring



STOCK PHOTO

Family Features

As the weather begins to warm and days get longer, it's important to begin preparing your yard for a healthy growing season. While factors like climate, soil type and grass type can all impact how your yard grows, there are a few steps you can take during the spring months to help your lawn thrive.

From dethatching and aerating to fertilizing and mowing, tackling these simple chores can help ensure your yard looks its best and is prepared to fight off seasonal weeds, disease and drought.

Tune Your Mower

Before it's time for the first mowing of the season, inspect your mower and perform any routine maintenance necessary. That goes beyond

sharpening, or replacing, the blade, and includes changing the oil, spark plugs and filter as well as filling with a fresh tank of gas.

Loosen the Thatch Layer

While it's important to avoid working on your lawn until after the final freeze to avoid damaging the grass, raking your yard with a spring tine rake to loosen thatch – the layer of leaves, roots and dead grass that builds up between live grass and soil – before the first mow is equally important. Be sure to rake when the soil is dry; if it's too soft or muddy, you may pull up healthy grass crowns.

Combat Compacted Soil

If your soil has become compacted – likely the effect of heavy foot traffic – and is too dense for water, air and other nutrients to reach the roots of your grass, aerating can help break it up and reduce thatch. A core, or plug, aerator can introduce tiny holes into your soil by removing plugs of grass and soil, which lets nutrients more easily reach the roots. An added bonus, the plugs can decompose on top

of your grass, supplying more nutrients.

Fill in Bare Spots

If your lawn is looking sparse, overseeding, which involves spreading grass seed over your existing lawn, can help fill in bare spots. Be sure to choose the right type of seed for your climate and soil type to ensure proper growth. Applying a slow-release nitrogen fertilizer at the same time can provide additional nutrients that are important for promoting healthy growth.

Start Seasonal Mowing

When the ground is dry enough and your grass is long enough to require cutting, begin seasonal mowing. Be sure to use proper techniques, including varying your mowing direction each time to avoid creating patterns or ruts, and avoid cutting grass too low, which can make the lawn more susceptible to weeds and drought stress. In general, never remove more than one-third of the grass blade at a time.

Find more tips to help get your yard ready for warm weather at eLivingtoday.com.

Create beautiful, inviting outdoor spaces



COURTESY OF UNSPLASH

Family Features

With all the beauty Mother Nature has to offer, a few pops of color or other simple embellishments can help make your yard look superb from the curb.

Whether you're looking to enhance your front yard, backyard, porch or patio space, consider these easy and affordable ways to spruce up your outdoor oasis:

Add Mirrors

Just as they do indoors, mirrors can open up small patio spaces and make areas feel larger. Use mirrors made with resin or other waterproof materials so they won't be compromised when exposed to the elements.

Make Bold Statements

Plant your favorite flowers in a giant, bright red or yellow pot or hang a bright colored swing from a tree. Just a

little dab of color can make a statement and brighten the whole space.

Hang It Up

Place hanging baskets around the porch to bring punches of color to your outdoor sanctuary. With the freedom to pick and choose your favorite plants and flowers, these baskets have the added benefit of easy maintenance.

Consider Time When Planting

If you wish to add color to your landscape, consider the time of day you normally spend in your outdoor space. Early risers may appreciate vibrantly colored foliage that perks with the morning sun. Those who spend time outdoors in the evening hours can incorporate white or lightly colored plants that take on a silvery sheen in the moonlight.

Tie Up a Hammock

Make a relaxing retreat in the comfort of your own yard by hanging a hammock from trees or between posts on your deck.

Add a Birdbath

These garden favorites come in a variety of styles and colors to fit your unique tastes and budget. Birds of all kinds can find an oasis in their new bath and provide you with a beautiful view.

Throw Some Pillows

Outdoor pillows are often available in the same fun designs of their indoor counterparts. Add some throw pillows to your outdoor furniture for a chic yet comfortable update.

These subtle changes can help beautify your outdoor spaces and cause onlookers to do a double-take – for the right reasons. Find more ideas at eLivingtoday.com.



Prevent leaks and water damage this winter.

ALL WORK GUARANTEED

We Install & Repair All Types of Roofs

- New Roofs • Reroofs
- Repairs • Metal roofs
- Commercial & Residential

Serving Leavenworth, Chelan, Wenatchee, and surrounding areas.

CALL TODAY for a free inspection and estimate.



509-630-3445



A first-timer's guide to kitchen remodeling

STOCK PHOTOS



Family Features

Kitchen upgrades are among the most common renovation projects homeowners tackle. Even so, it's a big project for a first-time renovation, and the final results are sure to be stronger with some detailed planning from the start. Take into account these five tips from the experts at Wellborn Cabinet to help first-time kitchen remodelers achieve the kitchens of their dreams:

1. Plan Your Budget

Establish a clear and realistic budget. Factor in costs for materials, labor and some extra for unexpected expenses. Sticking to your budget can help ensure you enjoy the outcome of the project while avoiding financial stress. Your contractor can help you strike a balance between your vision and financial resources. You may also find it helpful to consult with a real estate professional who can ensure your plans are in line with the overall value of your home and neighborhood.

2. Prioritize Functionality

Design with practicality in mind. Ensure there's enough counter space and storage to create an efficient workflow. Consider the kitchen work triangle; that is, be conscious of the travel pattern among the sink, stove and refrigerator. Additionally, look for opportunities to incorporate functional storage in unexpected places. One example is the exposed end of a cabinet run or side of the refrigerator, where there is often wasted space. One example is a shallow cleaning utility cabinet from Wellborn Cabinet that fits a broom, dustpan and everyday cleaning supplies neatly, giving you practical access to frequently used supplies. A variation on this cabinet offers a spice rack designed for easy access to cooking essentials. Other options in the line include an over-fridge cabinet with a combination of shelves, sheet pan or cutting board storage and a trash can-cutting board combination.

3. Choose Quality Materials

Consider factors such as durability, maintenance requirements and compatibility with your design aesthetic when selecting materials for your kitchen. You may be tempted to cut corners and stretch your money further, but quality materials are a critical element of successful renovations. Prioritize high-quality materials that stand the test of time. Durable countertops, solid cabinetry and reliable appliances typically save money in the long run, and they'll enhance the overall look and value of your kitchen.

4. Hire Professionals

Work with experienced contractors and designers. Their expertise can help you avoid common pitfalls and ensure your remodel meets all safety and building codes. What's more, these professionals have likely encountered and overcome all kinds of challenges,

which means they'll be well-prepared to help you navigate unexpected obstacles and provide a wealth of knowledge from previous clients to help make recommendations for the perfect finished space.

5. Stay Flexible

Be prepared for unexpected challenges and delays. Stay adaptable and open to changes and remember patience is key to achieving the kitchen of your dreams. Materials go on backorder and paperwork gets misplaced all the time. Set a realistic timeline for your project that allows for some hiccups and try to avoid becoming too rigidly attached to any single element of the design, so if you have to make a modification, it doesn't feel like a monumental sacrifice. Look for more ideas and inspiration for your kitchen remodel at Wellborn.com.

Inspiring Ideas for Kitchen Islands

Adding an island to your kitchen offers many functional and aesthetic benefits, and

there are styles to suit every type of kitchen.

Galley Kitchen Island: This type of island is more functional than design-forward, conveniently adding extra storage and counter space. This conventional configuration works well in most kitchen layouts, both large and small, and can be constructed to fit almost any kitchen.

Table-Style Kitchen Island: If you want a unique addition, an island table is the way to go, whether you opt for a custom-made piece or upcycle an antique. The beauty of a table-style island is that it serves a functional and decorative purpose, warming up a modern kitchen and adding personality.

Double Kitchen Island: Incorporating multiple islands – often called a double island kitchen – can improve traffic flow, increase storage space and seating, and create additional space for meal prep, cooking, washing and eating. Plus, islands are ideal for implementing design elements such as complementing materials and finishes, pops of color and unique cabinetry components including door styles and hardware.

Rolling Kitchen Island: This convenient solution adds flexibility with extra storage and counter space. You can easily tuck it away to open up more floor space when done, and this portable island can easily roam around the kitchen so you can place it where you need it.

Two-Tier Kitchen Island: While you can cook and eat on any island, the two-tier creates a clear boundary where you can cook on one side and eat on the other. This all-encompassing island is perfect for larger families and homeowners who like to entertain.

Chef's Kitchen Island: If you want to showcase your cooking

skills or have a private chef cooking for friends and family, a chef's island is a unique solution. Installation requires the appropriate ventilation and electrical, which may be well worth it if you frequently cook for family or friends.

Round Kitchen Island: Compared to a typical rectangular island, a rounded option is an eye-catching way to add more seating in your kitchen for entertaining family and friends.

L-Shaped Kitchen Island: If you have a lot of space in your kitchen, an L-shaped island can fill the area. The design provides extra cooking space, allowing you to accommodate multiple chefs in the kitchen. You can also add seating for family and friends.

U-Shaped Kitchen Island: Best suited for large, open-concept kitchens, a U-shaped island creates storage space and room to install appliances such as a bar fridge, sink or range with prep space left to prepare meals.



The Floor Factory is...
FlooringAmerica
where friends send friends™

A BETTER WAY TO SHOP FOR FLOORS

Finding your perfect floor **starts here**

13 S Wenatchee Ave • Wenatchee, WA 98801
(509)662-1421 • www.thefloorfactory.com

*Service & Maintain your Heat pump or Air Conditioning System and stay **COOL** all Summer!*

Get friendly quality service from the professionals.

NORTH CASCADES
HEATING & AIR CONDITIONING, Inc.

14531 HWY 97A, Entiat, WA 98822
509-784-4822
www.northcascadesheating.com

WESTERN RANCH BUILDINGS LLC
STEEL & POST FRAME BUILDING CONTRACTORS

Your building can be customized just the way you want!

Sold and erected by an independent, locally owned builder

509-884-0555 • www.westernbuildings.com • 1107 Walla Walla Avenue • Wenatchee, WA 98801

RESIDENTIAL • COMMERCIAL • INDUSTRIAL • AGRICULTURAL

Kidoodles
POOL & SPA

YOUR VALLEY'S POOL EXPERT

Introducing New Technology for Water Care for • Hot Tubs • Above Ground Pools • and more from FROG!

Come visit with us about the New Floating Sanitizing System from FROG

Offering Free Water Testing with helpful results!

Open Monday – Friday 9 a.m. – 3 p.m.
Visit us at our new location across from MOE Grade School
414 E. Woodin Ave. • Chelan • **509-682-5752**

Spring

HOME



Family Features

No matter how cramped and cluttered your living space may be, you can almost always find a spot or two for extra storage. It's often just a matter of getting creative and utilizing a few clever solutions.

Consider these simple ideas to create some extra space in oft-used rooms:

Kitchen

- Metal rods with hanging hooks can create storage space on your blank walls. Use them to hang coffee cups, cooking utensils, dish towels or pots and pans.
- Magnetic strips mounted on the wall or the inside of a cabinet door can be a simple way to hang knives and free up counter space normally taken up by a knife block.
- If your countertop is cluttered with small spice containers and oil bottles, elevate them with a decorative cake stand. Place small jars below and

top with pretty decanters and additional spices.

- If you're using prime cabinet space for items you only use once a year, such as holiday cake pans or a big serving bowl you pull out for parties, consider storing them in the attic or a closet instead.

Bathroom

- Instead of hanging just one towel bar on the back of the bathroom door, hang multiple to maximize your drying space.
- Most modern cabinetry has adjustable shelving. If you haven't customized the heights of your shelving to accommodate different sized bottles and containers, give it a try.
- A three-tiered fruit basket might seem perfect for the kitchen, but it's also a handy way to store bathroom essentials right beside the sink.
- Flour and sugar canisters can also be repurposed in the bathroom to keep

makeup, toiletries, cleaning supplies and soaps contained. Make sure to buy bins that stack easily.

Bedroom

- Nix those nightstands and hang small shelves on either side of the bed. This cuts down on the clutter you can keep and makes cleaning underneath a breeze.
- Rolling bins that fit under the bed are perfect for storing linens, out-of-season clothing and children's toys. They're also the perfect way to slide building block projects out of sight without destroying your child's latest masterpiece.
- Closets with a single hanging rod are one of the biggest space-wasters in the bedroom. Double their storage capacity by hanging a second rod or shelf below shorter jackets and shirts.

Find more ideas to maximize your space at eLivingtoday.com.

Go green with home cleaners

Family Features

If you're among those looking for ways to clean your home while also going green, it may be easier than you think.

Consider these easy and affordable solutions to help you live more environmentally friendly. You may be surprised to find you already have many of these household products on hand.

Baking soda: A natural, safe, effective and gentle solution, baking soda can serve multiple home cleaning needs. Make a paste of three parts baking soda to one part water. Rub onto silver with a clean cloth or sponge. Rinse thoroughly and dry for shining serving or decor pieces. Additionally, you

can sprinkle baking soda on upholstery and carpet to get rid of odors.

Vinegar: With the acidity to help get rid of dirt and grime around the home, vinegar can be used to clean cloudy glassware. Simply soak paper towels or a cloth in full-strength white distilled vinegar and wrap around both the inside and outside of the glass. Let sit before rinsing clean. To remove lime deposits on your tea kettle, add 1/2 cup distilled white vinegar to the water and let it sit overnight. In the morning, boil the vinegar for a few minutes then rinse with water.

Lemons: With a fresh, natural smell, lemons have the acidity to remove soap scum, clean and shine brass and

remove hard water deposits. Just spray some lemon juice on tile surfaces to remove soap scum or hard water deposits. Squeeze lemon juice on a cloth and use to polish brass around the home.

Houseplants: Plants serve as natural air purifiers. African violets and ferns are beautiful ways to help clear the air.

Other easy, green ideas for keeping your home clean include opening windows and doors while you clean to improve air quality and taking off your shoes when you come inside, which can help avoid tracking dust, dirt, pollen and more throughout the house.

Visit eLivingtoday.com for more eco-friendly advice.

LAKE CHELAN
LIGHTING CENTER

Lighting Sales, Design,
Fixture Repair & Installation
Services throughout NCW

509-687-6101

BOB'S
ELECTRIC

Residential
Low Voltage
Sound Systems

509-687-5060

917 E. WOODIN AVE. • CHELAN

NORTHWEST SWAG WORKS

APPAREL & PROMOTIONAL PRODUCTS

Your Brand

Make your brand a part of their everyday life with premium promotional products.

Let's create something memorable.

Their Hands

Call us today! **509-731-3624** NorthwestSwag.com



7 budget-friendly gardening hacks

COURTESY OF UNSPLASH

Family Features

Gardening can be a simple way to beautify your yard, relieve stress and save money on your grocery bill, but like any hobby, you can get carried away buying necessary equipment.

Fun, frugal and environmentally friendly, these tricks can help you create a cost-effective garden:

- Use a yardstick and permanent marker to mark inches and feet on the handle of your rake, shovel or hoe. The next time you plant, simply lay the marked handle along the row to create perfectly spaced holes for seeds.
- Line the bottom of a clay pot with a coffee filter to keep soil from leaking out the bottom.
- Use empty plastic water

bottles or clear milk jugs to fill the bottom of large pots. They reduce the weight of the pot and require less soil to fill.

- To test your seeds to see if they're still viable for this planting season, place a wet paper towel inside a zip-top bag, drop in 3-4 seeds and wait a week to see if anything grows.
- One way to help prevent weeds is lining your garden with a layer of newspaper. Just top two or three sheets of newsprint with a layer of pine needles, grass clippings or dried leaves for an eco-friendly and inexpensive weed barrier.
- Keep gardening twine handy. Nail a funnel to your potting bench with the spout pointing downward,

feed the twine through and your string will never go missing. For a more portable solution, place a ball of twine inside a canning jar, make a hole in the lid and feed the end of the twine through the hole. Now, you can take twine anywhere, tangle-free.

- There is no need to buy expensive potting systems for starting seedlings. Place several cardboard toilet paper rolls inside a clean plastic clamshell, like those used for premade salads. Fill each cardboard tube with potting soil and plant. Once your seedlings grow too tall for the clamshell, simply tear off the top lid.

Find more ideas for creating a garden without spending a bundle at [eLivingtoday.com](#).

5 tips for choosing gardening essentials

Family Features

Whether you're a new homeowner ready to tackle the landscaping for the first time or a seasoned gardener looking to do some updating, when it comes to gardening, you simply need the right tools to do the job well. Consider these tips when purchasing essentials for your tool shed.

Shovel: A shovel with a pointed blade is a good all-around choice for digging, mixing and moving soil. Conversely, a flat-bladed shovel should be used for "cutting" tasks such as straight-side trenches and edging. After narrowing down which style of shovel best meets your needs, check the metal to ensure it's well-constructed and won't bend or break easily. Check fittings such as bolts and screws to ensure the blade and handle are strongly connected and can withstand reasonable pressure. Finally, spend a few

minutes testing out the tool to ensure it fits well in your hand.

Rake: With numerous materials and shapes to choose from, finding the right rake can be intimidating. A basic fan-shaped rake with metal fingers is a universally accepted, long-lasting option. Select a model with plenty of give in the fingers if you'll be raking large areas and don't want to damage the ground below. A rake made of firmer metal allows you to work and smooth soil. Purchasing the broadest width you can comfortably handle allows you to cover more ground, which means less work.

Depending on the space you'll be tending, you may also consider purchasing a garden fork, which has fewer tines than a traditional rake and is ideal for aerating, weeding and turning small sections of soil.

Hoe: Whether flat or pointed, a hoe is essential for a weed-free garden. Flat versions can also be useful for breaking up

clumps and hard spots on the surface while pointed hoes make quick work of rows and mounds to protect and irrigate your plantings.

Shears: A variety of shears are available to accomplish a wide range of garden tasks. Larger shears are ideal for big jobs such as shaping hedges, while smaller pruning shears are meant for snips and sprucing. Quality metal and sharp blades are important features. Be sure to choose a model with a safety latch to lock blades when not in use.

Gloves: Even if you eagerly embrace the chance to get your hands dirty, no tool shed is complete without a sturdy pair of gloves. Choose a material tough enough to protect from thorns but pliable enough to allow for free movement. Proper fit is key to avoiding blisters.

Find more gardening tips and advice at [eLivingtoday.com](#).



STOCK PHOTO



Your Trusted Fireplace & Stove Experts, Now Offering More!

We've been your go-to source for fireplaces and stoves for years, and now we're expanding our services to meet all your home needs.







New Services We Offer:

Electrical Services

- Expert Repairs & Service
- Whole home Generators (sales & install)
- Essential Generator Plugs

HVAC Services

- Unit Swap-Outs – PUD rebates avlb.
- Ductless / Mini-Splits (sales and install)

Experience top-quality service from a trusted name. Whether it's heating, electrical, or HVAC, we're here to keep your home running smoothly.

Fireplaces • Stoves • Inserts • Log sets • Outdoor Fire Pits
Premium BBQ Grills • Electrical Services • HVAC Services

1205 Walnut St, Wenatchee WA 98801 | Office: (509) 885-9034
Steve@TheFireplaceGuy.net | [www.TheFireplaceGuy.net](#)